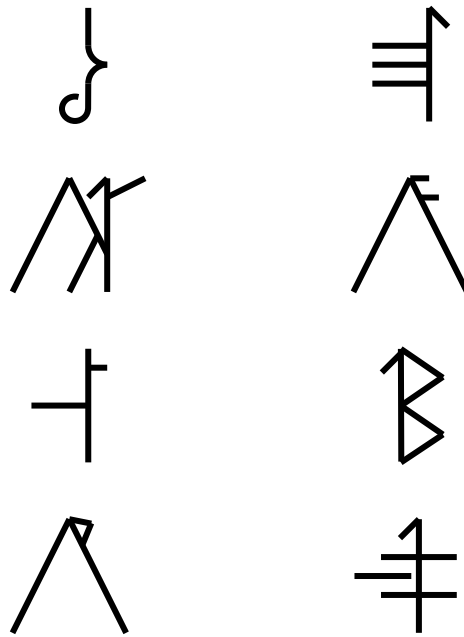
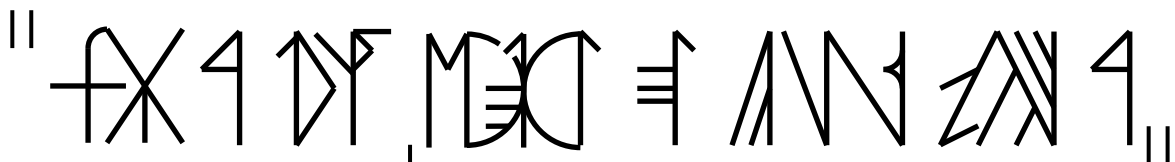


Nyíri Attila



Összerovás felsőfokon

Az ősmagyar szótagírás rendszere



2012.

5. módosított kiadás

Összerovás felsőfokon

(Bevezetés az ősmagyar szótagírás rendszeréhez)

A nyomtatvány három betűsor és egy számsor felhasználásával készült:

1. Rovásjel j**b**.
2. Forrai-féle betűsor.
3. Ősi betűsor.
4. Rovásszám b**j**.

Az alaplmmű létrejöttében való közreműködésük okán hálával és köszönettel tartozom az alábbi személyeknek:

Gyenes József	–	rováskutató,
Kliha Gergely	–	művelettervező,
Lipták Mariann	–	rendszergazda,
Póti Tímea	–	művészeti tanácsadó,
Szóke Lajos	–	lélekkutató,
Varga András	–	nyelvkutató,
Varga Ferenc	–	égi közvetítő.

az energia égi üzenetének rovásjeles rögzítője

A Boldogasszony tömör tanítása az alkotásban:

*Csakis a végtelen Út lehet új, valami más;
S az, mint az áramló víz: az állandó változás.*

∴ΛϑΒ †ΒϑΛΛϑΜ ∴ΓΩ ΓϑϑϑΛ ΓΩ ∫ϑΛϑΓΛ∫Μ ϑ Λ†∔ϑΗ
.ΛϑΗ∫ΓΛϑΜ ∔†∫ϑΛΛϑ Ηϑ ∴Η†Μ ∔ΛΒϑΗϑ Ηϑ Γ∫†Β ∴Ηϑ Λ

∴ΛΒ ΒΛΜ ∴ΓΛΛ Γ∫Μϑ ϑ ΛΗ
.ΛΗΜ∫∫∫ ∴∴ΗΜ ∫Λϑ ∴ ∫ ∴ ∴Λ



Tartalomjegyzék

<i>Bevezető</i>										
<i>Tartalomjegyzék</i>	1
<i>Előszó</i>	2
<i>A magyar írás fő ágazatai</i>	6
<i>Elméleti rész</i>	8
<i>A rovás (rótt jelek) alapjai</i>	9
<i>A betűsorok összehasonlítása</i>	10
<i>A rovás megismerésének célja</i>	11
<i>A rovás szabályai</i>	11
<i>Az írásmódok összehasonlítása</i>	11
<i>A rovásjelek osztályozása</i>	12
<i>A betűk elhelyezkedése</i>	13
<i>A betűk értelmezése</i>	14
<i>Az összevonás alapjai</i>	15
<i>A rovás gyakorlata</i>	15
<i>Az összevonás fajtái</i>	16
<i>Gyakorlati rész</i>	17
<i>E és É hangzók és a betűk</i>	(1.-4. táblázat)	18
<i>Hangzó a betűk előtt</i>	(5.-18. táblázat)	22
<i>Hangzó a betűk után</i>	(19.-32. táblázat)	36
<i>E hangzó két betű között</i>	(33.-57. táblázat)	50
<i>É hangzó két betű között</i>	(58.-82. táblázat)	75
<i>Betűpárok hangzó nélkül</i>	(83.-107. táblázat)	100
<i>Összegezés</i>	125
<i>A rovás lényege</i>	126
<i>A hangzók és a dallam</i>	127
<i>Ősi számrendszerünk használhatósága</i>	127
<i>Befejezésül</i>	127
<i>Zárszó helyett</i>	127

Kiegészítés és példatár

<i>Rovás Himnusz (megzenésítve)</i>	1
<i>Alaki azonosság (vers)</i>	2
<i>Fohász a Boldogasszonyhoz (vers)</i>	3
<i>Egy nemlétező csatára emlékezve... (Katalaun)</i>	6
<i>Inkább küzdj! (összevonás)</i>	8
<i>Legjobb üzlet (összevonás)</i>	9
<i>Bizonyításra nem szorul (összevonás)</i>	10
<i>Epekedés... után (összevonás)</i>	11
<i>Nevek összevonással</i>	12
<i>Rejtélyes rovásábrák 1-9</i>	14
<i>Ősi számrendszerünk kiegészítése</i>	17
<i>Az ősi rovásjelkészlet és a jobbról-balra író műveletsorok</i>	18

Előszó

Az „Összerovás felsőfokon” c könyv a mah-gar írásrendszert ismerteti, amely a magyar írás őstörténeti főágához tartozó adatok alapján összeállított szótagírás.

Ez az írásmód az egyszerű betűírástól elsősorban attól különbözik, hogy tág tere nyit az alkotó képzelőerő számára.

A helykihasználás fontos szempont volt akkor, amikor táltos őseink aranylemezekre karcolva készítették el történelmi, művelődési és tudományos feljegyzéseiket, továbbá sorsdöntő üzeneteiket és segítő szándékú tanácsait (utasításait) a Mah-Gar Nép, a Tudás Népe Vízöntő-kori leszármazottai számára – vagyis a mi számunkra, akik a Világosság és Igazság eme korszakában élünk.

Amikor először kezembe vettem ezt a könyvet, és lapozgattam a rengeteg betűösszevonást felsorakoztató „szótagtárát”, egyfajta előítéletes elutasítás, elzárkózás volt az első hozzáállásom Nyíri Attila terjedelmes dolgozatához, mint ahogyan mindenféle ligatúrához és hieroglifához.

Én ugyanis a jól olvasható betűírásnak és a könnyen írható folyóírásnak voltam tized éveken keresztül meggyőződéses híve és hirdetője.

Volt azonban valami, ami mégis felkeltette érdeklődésemet, és pedig az, hogy ez az írásmód A tatárlakai korong jelei alapján helyreállított betűsort használta fel, amelyet – jóval előbb – mi is kiindulási alapként fogadtunk el FDC-betűrendszerünk kidolgozásánál.

Fokozódó érdeklődéssel állapítottam meg azt is, hogy a Nyíri-Varga szótagírás mellett, hogy jelöl minden mássalhangzót jól felismerhető mértani alakjukban, valamilyen módon jelöl vagy jelez minden magánhangzót is, mégpedig vagy a hangzónak egy jellemző részével, vagy a kapcsolt mássalhangzó elhelyezésével, illetve helyzetével.

Ezek után már könnyű volt rájönnöm arra, hogy ez a fajta „leleményes” szótagírás valójában közeli rokonságban van a betűírással, mert hiszen ez is teljes írás, nem pedig betűkihagyásos (hangzóugratásos), rövidítéses írásmód, sőt a folyóíráshoz is hasonlítható, amennyiben a szótagok (szavak) leírásánál nem hagy hézagot az írásjegyek között, hanem azokat valamilyen módon összevonja, „összeforrasztja”, s ezáltal lényegét tekintve a „betűkapcsolásnak” egy különleges, változatosabb és bonyolultabb megvalósítása.

Ennyit kellett „megvallanom” arról, hogy miért és hogyan lettem nemcsak elfogadója, de lelkes tanulója is a minden betűt és hangzót jelölő (jelző) szótagírásnak. Ez azonban nem jelenti azt, hogy hűtlen lettem a betűírás-hoz. Továbbra is alapvető fontosságúnak tartom a magyar írás minden betűjének és hangzójának megismerését, nemcsak egyszerűen mértani alakzatukban, hanem képi és jelképi arculatukban is... És változatlanul arra buzdítok minden öntudatos magyar embert, hogy írja ki nevét lakása ajtajára magyar betűkkel is.

Rendkívül fontosnak tartom azt is, hogy a magyar írásról teljes terjedelmében legyen áttekintésünk, és ne azonosítsuk a résszel, vagyis a közhasználatban lévő „rovásírással” az egészet. A késsel írás vagy „róva írás” csak egy történelmi, és nem őstörténeti alágazata a mi soktitkú csodálatos írásunknak, amelynek különböző létezett és létező ágazatairól ad tájékoztatást a 6. oldalon látható ábra. (az ágazatok rövid jellemzésével)

E felismerések után már teljes nyitottsággal és nagy figyelemmel fogtam neki a könyv tanulmányozásának.

*A könyv **Elméleti rész** -e röviden ismerteti a rovás alapjait és szabályait. Itt látszólagos ellentmondást jelenthet az, hogy a cím írásrendszerről és nem rovásrendszerről szól. Sokat vitatott kérdés, hogy valójában mit is jelenthetett az ősi szóhasználatban a „rovás” kifejezés, mert ma, pontosabban a történelmi középkorban az u. n. epigráfiai – vagyis kemény anyagokra történő – írást nevezték így, amelyhez rovókést, illetve vésőt használtak. Ezeknél a műveleteknél természetesen az írásjegyek egy részének eredeti mértanilag szabályos alakja torzult, így lett a körből elip-szis vagy szilvamag alakzat és a vízszintes vonalból ferde vonal. Tehát létrejött a különbség az írott és a rótt írásjegyek között, és mivel csak a kemény anyagok bizonyultak időtállóknak, az íráskutatók egy része rosszul értelmezett hagyománytiszteletből a rótt írásjegyeket tekintette hitelesnek.*

Ezeket nevezték „rovásjeleknek”, és e jeleket felhasználó írásmódot nevezték el „rovásírásnak”, amely rövidített kifejezése a „rótt betűkkel történő írásnak”. Találón és kissé gúnyorosan nevezi Varga Csaba ezt az írást „róva írásnak”, egyben azt is érzékeltetve, hogy amikor puha anyagokra történik az írás – megfelelő íróeszközökkel vagy írógéppel – akkor teljesen indokolatlan és értelmetlen dolog a torz rótt alakzatokhoz ragaszkodni, mert ilyenkor írunk és nem rovunk.

Nyíri Attila és Varga Ferenc szóhasználatában azonban a „rovás” kifejezés nem a történelmi korokban kialakult értelemben szerepel, hiszen az általuk összeállított szótagtárban szép szabályos körök, félkörök, csigavona-

lak és vízszintes vonalak láthatók. Tehát erre az őstörténeti írásmódra vonatkoztatva a képlet a következő: rovás = ősi szótagírás, vagyis nyelvünkben – az Arvisura szerint is – a „róni” s „írni” hasonló értelmű (szinonim) igék voltak. Ennyit a könyvben használt rovás szó helyes értelmezéséről.

A félreértések elkerülése végett tisztáznunk kell az elméleti részben található következő mondat értelmét: Az egyszerű betűírásmód megkövesedett, ezért holtta válik... Ez a sokak számára meghökkentőnek, sőt sértőnek nevezhető megállapítás valójában az alapbetűs vagy „nagybetűs” kézírásra vonatkozik. Nem nyilvánítja elavultnak avagy holtnak a betűsorokat, hiszen a betűösszevonásokban élnek ezek az alapbetűk, és természetesen tovább élnek névtáblák, helyiség- és utcanévtáblák, feliratok elkészítésénél, továbbá a gépírásban hosszabb szövegek, könyvek megírásában s a folyóírásban vagyis a kapcsolt-betűs kézírásban.

A **Gyakorlati rész** -szel kapcsolatban az első megjegyzésem, hogy használni kell a szótagtárat. És ez nem is olyan nehéz feladat, hiszen a szótagtár szerkezeti felépítése, rendszere jól áttekinthető. Saját tapasztalásomra hivatkozva azt javaslom, hogy a tanuló válasszon egy közismert idézetet, és a szótagtár segítségével bontsa két- vagy háromelemes egységekre, un. „rovás-szótagokra”, amelyek nem mindig azonosak a nyelvtanilag helyesen képezhető szótagokkal.

A szótagtár használata közben a tanulót kezdetben bizonyára zavarja az a látszólagos „következetlenség”, amely megnyilvánul például a háromelemes E és É hangzós szótagok képzésénél. Ezekben a táblázatokban ugyanis nem mindig tapasztalható az E hangzós szótagoknál alkalmazott s tökéletesnek tekinthető megoldás ismétlődése – egyszerű helyváltoztatással – az É hangzós szótagokban. Ugyanez fordítva is megfigyelhető.

Mindez azonban nem tekinthető következetlenségnek, mert a megoldások többfélesége azt szemlélteti, hogy a szótagírásnak nincsenek szabályai, mivel „az összerovást a gyakorlat nemzi és személyes tapasztalat alapján fedik fel önmagukat a rónak”, – ahogyan ezt a 15. oldalon olvassuk...

Ehhez kiegészítésként kívánkozik a székely mesteremberek híres mondása: „kezünk munkája ne csak jó legyen, de szép is” – tehát előnyben kell részesítenünk a szebb megoldásokat.

További megjegyzésem a szótagtárral kapcsolatban az, hogy ez nem előíró, hanem tanácsadó jellegű, csak a tanulás első időszakában javasolt ezek használata. A 107 táblázat összesen 2767 betűösszevonást tartalmaz, ezek megismerését és felhasználását követően a tanuló – akit „rabul ejt” ez az írásmód – efféléket maga is próbálgat – , mert működésbe lép a „teremtő képzelőereje”, és kezdi megtapasztalni a rovás igazi lényegét, az önnevelést és az öntökéletesítést elősegítő szerepét...

Az **Összegezés** c. fejezetben – ez a könyv befejező része – tájékoztatást kap az olvasó többek közt a rovás terjesztésének lehetséges megoldásáról is .

Tekintettel arra, hogy Fadrusz János álmának megvalósulására, vagyis a magyar írás iskolai oktatásának bevezetésére még várunk kell, a nemzeti érzelmű honfitársainkra hárul ez a nehéz feladat. Egyelőre még nagyon kevesen ismerik a „hun-magyar alfabétet” , és még kevesebben vannak azok, akik fáradságot nem kímélve járják az országot – határon innen és túl – az egész Kárpát medencében, úgy, ahogyan teszi ezt Friedrich Klára és Szakács Gábor. Tehát először lelkes, jól képzett tanítókra van szükség, akik járatosak a magyar írás valamennyi ágazatában.

Varga Ferenc elképzelése szerint ezeket a tanításra képes írástudókat un. „rovókörökben” kell kiképezni. Amennyiben ezeknek a száma eléri a tízezeret (1 tömény), akkor hazánkban megoldódik minden gond. A Tudás Népe csak úgy teljesítheti küldetését, ha folyamatosan képez ki írástudókat, akiknek feladata a gyűjtő névvel „rovásnak” nevezett szellemiség és erkölcsiség világméretű terjesztése.

Befejezésül hadd idézzem a Tudás Népe számára a „Felső Világ” üzenetét úgy, ahogyan azt Badiny Jós Ferenc sumerológus professzor tolmácsolja „A Káld-pártus hagyomány” c könyvében:

„Nem sok idő múlva egy nagy titok, amely az egész magyar múlttól fellebbenti a fátylat, a Világ szeme elé tárul... és a Világ megszégyenül!
Elismeréssel tekint majd a megcsonkított, szétzúzott magyar népre...
Az őseredet tudata megvilágosítja, felemeli, megtisztítja a lelkeket.
Mélyreható irányításokat nyer, hazát növeszt és kiteljesedik a szellem!
Az öntudat elvesztésével elpusztul az erkölcs is, de az öntudat visszaszerzésével megteremtődik a tiszta élet is...

Legyen szívetekben a jézusi szeretet békéje, és éljete a nagy események várásával és reményével...

Az Isten karja vezérel benneteket...!”

Bp.-Máriaremete, 2008. szelek havában

Gyenes József
okleveles vegyészmérnök

A magyar írás fő ágazatai

- | | |
|--|--|
| I. <i>Történelmi rovás(rótt jelekkel)írás:</i> | II. <i>Őstörténeti írás (rovás):</i> |
| 1. <i>Betűírás:</i> | 1. <i>Betűírás:</i> |
| a. <i>hiányos,</i> | a. <i>teljes,</i> |
| b. <i>teljes.</i> | b. <i>folyóírás.</i> |
| 2. <i>Szótagírás: (rövidítéses)</i> | 2. <i>Szótagírás: (nemrövidítéses)</i> |
| a. <i>betűkihagyásos,</i> | a. <i>minden betűt kiíró,</i> |
| b. <i>hangzóugratásos.</i> | b. <i>minden hangzót jelölő.</i> |

Az ágazatok jellemzése

- I. *A történelmi rovás(rótt jelekkel)írás alapja a nikolsburgi ábécé, a bolognai botnaptár és Telegdi János Rudimentája.*
- II. *Az őstörténeti írás (rovás) alapja a „tatárlakai korong”, ill. a rajta szereplő jelek felhasználásával visszaállított un. tatárlakai betűsor.*

I. A történelmi rovás(rótt jelekkel)írás

- 1a. *A hiányos betűírásban nincs meg az összes hosszú magánhangzó. Idetartozik Magyar Adorján betűsora.*
- 1b. *A teljes betűírás jelöli a magyar beszéd összes magán- és mássalhangzóját. Ebbe a csoportba tartozik – többek közt – Forrai Sándor betűsora.*
- 2ab. *A rövidítéses szótagírás a gyorsíráshoz hasonlóan nem jelöl minden betűt és hangzót, olyan betűösszevonásokat hoz létre, amelyek olvasásához elengedhetetlen a magyar nyelv törvényeinek ismerete. Nehezen olvasható, és olykor „betűrejtvény” jellegű.*

A rövidítéses szótagírás egyik felhasználója Forrai Sándor, továbbfejlesztője Koricsánszky Atilla.

II. Az őstörténeti írás (rovás)

- 1a. *Az őstörténeti betűírás az eredeti puha anyagokon kialakított írásjegyek visszaállítása a „tatárlakai korong” -on szereplő jelek alapján. Ennek fő jellemzője a kör, félkör, csigavonal és vízszintes vonalak használata.*

A betűsor helyreállítását elsőként Gyenes József végezte el, az írásjegyek szabatos mértani megszerkesztésének szabályait Szemerey Zsolt matematika szakos tanárral együtt dolgozták ki 1996 -ban.

Tőlük függetlenül ezt a betűsort használta fel a szótagírásukban Nyíri Attila és Varga Ferenc.

- 1b. *Az őstörténeti folyóírás megvalósítására az első kísérleteket Hódi Lehel és Gyenes József kezdeményezte 2005-ben abból az ésszerű feltevésből kiindulva, hogy táltos őseink megalkották a könnyen és gyorsan írható betűkészletet, az un. kapcsolható „kisbetűket” is.*

Ehhez természetesen nem álltak rendelkezésre hiteles források, mivel a folyóírás kézzel történik, mégpedig minden esetben nem időtálló puha anyagra.

- 2ab. *Az őstörténeti nemrövidítéses szótagírást Varga Ferenc tette újra használhatóvá saját beszámolója alapján a Felső Világtól Dobogókőn kapott „sugallatra”, utasítással a „rovás” kifejezéssel jellemzett szellemiség és erkölcsiség terjesztésére.*

Ennek a szótagírásnak fő jellemzője az olvashatóság.

A szótagok mértanilag szabályos számítógépes kivitelezését és azok táblázatba sorolását az elméleti rész kiegészítésével Nyíri Attila készítette.

Bp.-Máriaremete, 2008. szelek havában

Gyenes József
rováskutató

Elméleti rész

A rovás (rótt jelek) alapjai

„Európában a magyar az egyetlen nemzet, amelynek már a kereszténységre térés előtt is volt saját írása” – állapítja meg Magyar Adorján. Az ősről maradt betűsört vagy hártabőrre (pergament), nyírfakéregre, irhára írták, vagy fémre, fára, agyagra, kőre karcolták, rótták, vésték. Írásos emlékeink túlnyomó többsége az utóbbihoz tartozik, ezért a továbbiakban a rótt jelek helyett a rovás szót használom. Ábrázolásnál a helykihasználás végett a betűket egymáshoz kapcsolták (összevonás) és ezzel elérték, hogy kevés jellel sok értelmet tudtak kifejezni. Rovásnál főként fára róttak, s ott az erezet miatt kerülték a vízszintes jeleket, az agyagnál ezek már megtalálhatóak. Ezért tekintem azt alapnak. A rovás jelei többféle alakban maradtak ránk. A töredékekből kialakítottak 1989 -ben egy egységes abc -t, amely nem tartalmaz kitalált jeleket, de nem is a legrégebbi rovás emlékekből származik.

Alapul vették

- a nikolsburgi ábécét, (28 jel)
- a bolognai rovás emléket, (7 jel)
- a csíkszentmihályi feliratot, (2 jel)
- Telegdi János Rudimentáját, (2 jel)
- Miskolczi István és Gáspár leírását. (1 jel)

Időközben ez is módosult. (a h és az ö jelek írásmódja megváltozott)

Az Arvisura (Igazszólás) második kiadása 216 -féle tárkány rovásról tesz említést és 6 -féle rováskészletet közöl.

A sokféle jelrendszer megközelítőleg 80 % -ban azonos. Ezeknek a jeleknek az alkalmazásában az a nagyszerű, hogy változtatásuk, forgatásuk, tükrözésük sem okoz jelentésváltozást.

Az eddig előkerült leletek alapján megállapítható, hogy a jeleket nem lehet egyetlen betűsorba tömöríteni, mert egy hangra többféle – egymástól lényegesen nem eltérő – jeleket alkalmaztak őseink.

A betűk, szótagok összevonását kétféleképpen tették: vagy balról-jobbra, vagy jobbról-balra. Jelenleg az utóbbit részesítik előnyben.

Így a továbbiakban ez az irány érvényesül az összevonások leírásánál is. Balról-jobbra írás esetén a szótagjeleket – értelemszerűen – függőlegesen tükrözve kell használni!

Az ősi számok ismertetése a Kiegészítés és példatár -ban található, használhatóságuk pedig külön tanulmányban, illetve a világhálón.

A betűsorok összehasonlítása

Betűsor a tatárlakai korong alapján → **1**

A Forrai-féle betűsor → **2**

Az egyik ősi betűsor → **3**

1. ☒ ≠ Λ ⊕ † H ↑ X

2. ☒ ≠ Λ ⊗ † H ↑ X

3. ∞ ≠ Λ ⊕ † □ ↑ X

h gy g f d cs c b

1. D) ≡ ⊙ Λ ◇ 1 1

2. D) ≡ ⊗ Λ ◇ 1 1

3. D) B ⊙ III ◇ N 1

ny n m ly l k k j

1. Y H M X 1 † Λ H ≡

2. Y H M X 1 I Λ H ≡

3. Y H M X Y I Λ / E

zs z v ty t sz s r p

A rovás megismerésének célja

1. *Az alapjelkészlet és a belőle levezethető írások összehasonlítása.*
2. *Őseink gondolatvilágának megismerése.*
3. *A jelek által hordozott jelentéstartalom megfejtése.*
4. *A múlt megbecsülése és továbbvitele a mában.*
5. *Az írásbeliség gyökereinek felkutatása.*
6. *Kapcsolatteremtés az ősökkel.*
7. *A gyakorlati alkalmazás.*
8. *A különböző anyagon való rögzítés elsajátítása.*
9. *A jelkészlet betűkből és hangzókból áll.*
10. *A betűk életrekelte a hangzók által. (a jelek lelkesítése)*

A rovás szabályai

1. *A rovás az ősrítés és energetikailag a teremtő erő tükröződése.*
2. *Minden hangnak külön jele van.*
3. *A betűk és hangzók külön tanulandók.*
4. *Az írás soronként fentről lefelé, a sorban jobbról-balra halad.*
5. *Kézírásnál használjuk az összerovást. (számítógéppel bonyolultabb)*
6. *Két fajta k betű van → vég k: **N** (elől), **↯** (hátsó) és a köz k: **◊**.*
7. *A módosított sz betű (**†**) kizárja az 1 -es számmal való felcserélést.*
8. *A betűk hosszúságát a jel kettőzésével ábrázoljuk.*
9. *Idegen szavak, nevek átírása kiejtés alapján történik.*
10. *A számtani műveletek és az évszámok jelölése is többféle lehet.*


Az írásmódok összehasonlítása

1. *Kétféle írásmód létezik:*
 - a. *az egyszerű, (az összes eltorzult abc -n alapuló írás idetartozik)*
 - b. *a rovás.*
2. *Amíg az egyszerű írásmódoknál a szavak leírására egyetlen lehetőség van, a rovás esetén ezt többféleképpen tehetjük, itt szabályként csak irányelvek vannak.*
3. *Az egyszerű írásmód megkövesedett, ezért → **holt** -tá válik, a rovás változékony, ezért → **élő** marad.*

A rovásjelek osztályozása

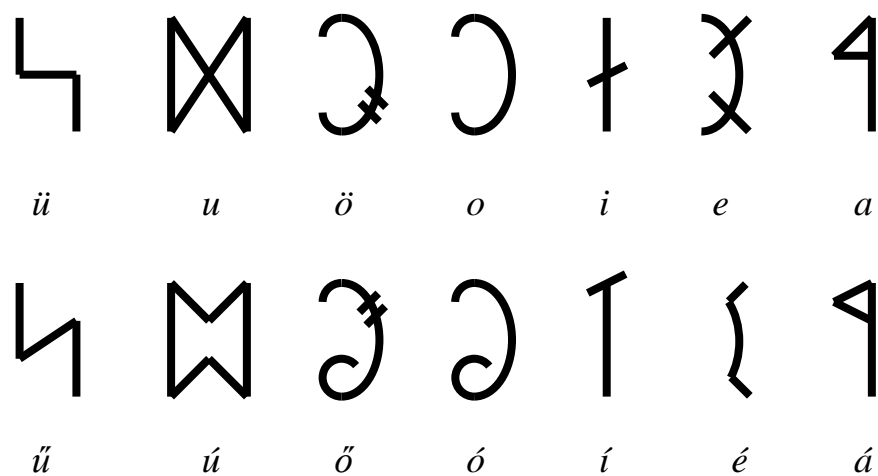
1. a betűk:

A betűk az ige testetöltött formái.




2. a hangzók:

A hangzók az ige zenei formái.




A betűk elhelyezkedése



telj(esség)




nyugalom



föld



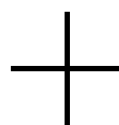
nagyság



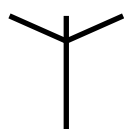
egy



szellem



dicsfény



zsalu



kapcsolat



cél



jelzés



tám



létezés



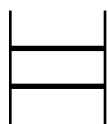
gondoskodás



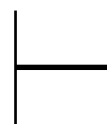
sugalmazás



zene



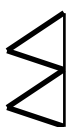
csend



rejte



atyai intelem



mag



készség



hit



pártosság



beszéd



vágy



A betűk értelmezése

	<i>fogalmi jelentés</i>	<i>fogalmi érték</i>
X	→ <i>báb,</i>	→ <i>belső én,</i>
↑	→ <i>cölöp,</i>	→ <i>céltudatos kapcsolat,</i>
⊞	→ <i>csend,</i>	→ <i>cselekvő akarat,</i>
+	→ <i>dicsfény,</i>	→ <i>döntéshozó értelem,</i>
⊕	→ <i>föld,</i>	→ <i>felsőbb törvény,</i>
∧	→ <i>gép,</i>	→ <i>gondoskodás,</i>
≠	→ <i>Egy,</i>	→ <i>Egység,</i>
⌘	→ <i>hit,</i>	→ <i>helyreállító hatalom,</i>
∫	→ <i>jel,</i>	→ <i>jósoló jelenség,</i>
∫, N	→ <i>kapcsolat,</i>	→ <i>kitartó készség,</i>
◇	→ <i>közép,</i>	→ <i>közbenjáró közösség,</i>
∞	→ <i>lélek,</i>	→ <i>lüktető létezés,</i>
⊙	→ <i>gömbölyűség,</i>	→ <i>teljesség,</i>
⊞	→ <i>mag,</i>	→ <i>magasságos mindenség,</i>
)	→ <i>nő,</i>	→ <i>neveléses növekedés,</i>
D	→ <i>lány,</i>	→ <i>nyugalom,</i>
≠	→ <i>próba,</i>	→ <i>pártatlanság,</i>
H	→ <i>róna,</i>	→ <i>rejtező rendszer,</i>
∧	→ <i>sugár,</i>	→ <i>sikeres sugalmazás,</i>
†	→ <i>szer,</i>	→ <i>szabályozó szellemültség,</i>
∫	→ <i>társ,</i>	→ <i>teremtő támogatás,</i>
⌘	→ <i>útjelző,</i>	→ <i>atyai intelem,</i>
M	→ <i>vértez,</i>	→ <i>védelmező vezetés,</i>
⊞	→ <i>zug,</i>	→ <i>zavartalan zárkózottság,</i>
Υ	→ <i>zsalugáter.</i>	→ <i>zsenge zsendülés.</i>

Az összevonás alapjai

1. Régi rovásos emlékekben a betűk elé – általában – *e* vagy *é* hangzót kellett olvasni. (*eb, ec, ed, em stb.*) Szó közepén ezeket nem írták ki.
2. Gyakoriak voltak az összevonások, szavakon belül a jelösszeírás. Ez azonban nem mehetett az érthetőség rovására.
3. Az összevonás legkevesebb két betűt, de változóan többet is összekapcsolhat – a szükséges hangzókkal kiegészítve.
4. Az egybevonás olvasása jobbról-balra és fentről-lefelé történik.
5. Itt a jelek elhelyezése a száron (alul – fölül) és iránya (fentről lefelé mutató vagy fordítva) is kifejez valamit.
6. Összevonás esetén a betűk az elsődlegesek, a hangzók csak kiegészítők. Önálló hangzón sohasem lehet elhelyezni kicsinyített betűt!
7. A hangzók elhelyezése a betűkön a rájuk legjellemzőbb résszel történik.
8. Az *e* és *é* hangzónál a legtöbb esetben ez elmarad. Ekkor a második betű elhelyezésével vagy irányával jelezzük a két hangzó meglétét.
9. Az *i* hangzót kétféleképpen jelölhetjük:
 - a szár végén: azt hosszabbítva vagy ferdén,
 - a szár végéhez közel merőlegesen.
10. A támfalakat csak a jelek egymásba olvasztása (szavakká alakítása) esetén alkalmazzuk és ott sem minden esetben.

A rovás gyakorlata

1. A rovás a beszéd tükörképe.
2. A 25 betűt és 14 hangzót egymástól függetlenül kell elsajátítani. A betű a formát öltött teremtés (térvarázs), a hangzó a zenéje (hangvarázs).
3. A betűk és hangzók alakja egyértelmű, írásnál viszont érvényesülnek az összevonás szabályai.
4. A kiejtett szó (elmélet) összefüggésben van a rovással (gyakorlat).
5. A betű és hangzó összhangja az összevonás.
6. A hangzó a betűt élővé teszi, lélekkel tölti meg. (megzenésíti)
7. A hangzót az összevonásban (a rá legjellemzőbb résszel) csak jelöljük.
8. Az első betű teljes nagyságú (meghatározó), a többi kisebb (vagy takart).
9. A betűk kapcsolódását a szükséges hangzókkal kell kiegészíteni.
10. Az összerovás szabályait a gyakorlat nemzi és személyes tapasztalat alapján fedik fel önmagukat a rovónak.

Az összevonás fajtái

I. E és É hangzó és a betűk

1. *Ez a legegyszerűbb összevonás, mert csak egy betű szerepel benne, és a hangzó jelenlétére a betű alakjából, forgatásából vagy a betűn elhelyezett jelből lehet következtetni.*
2. *Ez az ábrázolási mód eléggé változatos megoldású, így csak a legismertebbeket ismertetjük.*

II. Betűk és az összes hangzó

1. *Ebben az esetben már megjelenik a betűn a hangzó formájának legjellemzőbb része.*
2. *A sorrend köztük kétféle:*
 - a. *a hangzó megelőzi a betűt,*
 - b. *a hangzó a betű után áll.*

III. Összevonás két betű esetén

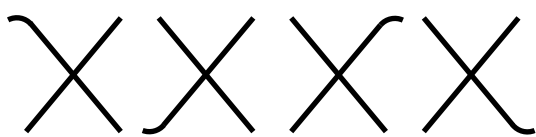
1. *Itt az első (meghatározó) betű egy hangzóval kapcsolódik a betűsorhoz.*
2. *A második (kisebb vagy részben ábrázolt) betű elhelyezésével vagy irányával jelezzük a két betű között lévő*
 - a. *e hangzót,*
 - b. *é hangzót.*

III. Betűpárok hangzó nélkül

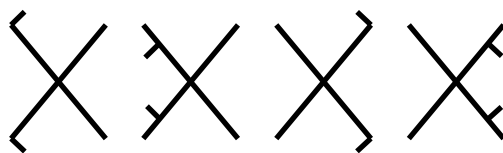
1. *Ez az összevonás legszorosabb egysége, mivel a betűk úgy olvadnak egymásba, hogy egyértelmű: köztük hangzó nincs.*
2. *Tapadásnál az első jel szélesebb, így a második nem látszik teljesen (keskenyebb vagy részben takart).*

Gyakorlati rész

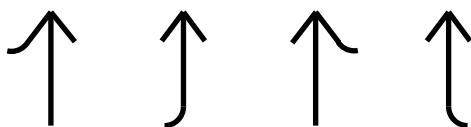
I. E és É hangzó és a betűk



bé be éb eb



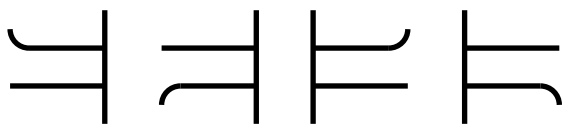
bé be éb eb



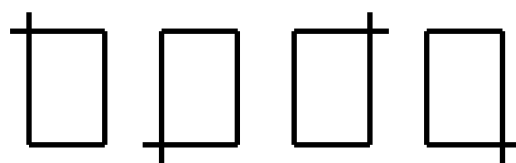
cé ce éc ec



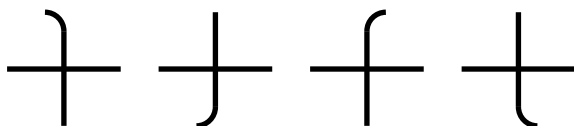
cé ce éc ec



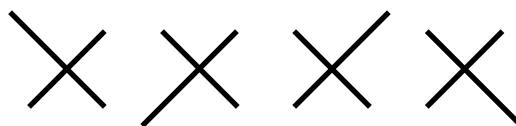
csé cse écs ecs



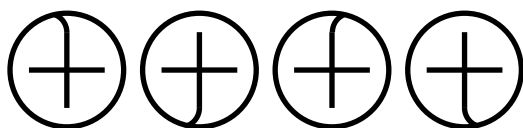
csé cse écs ecs




dé de éd ed



dé de éd ed



fé fe éf ef



fé fe éf ef

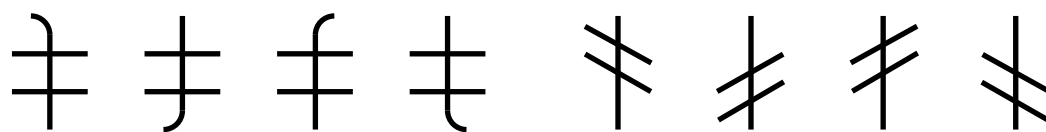


gé ge ég eg

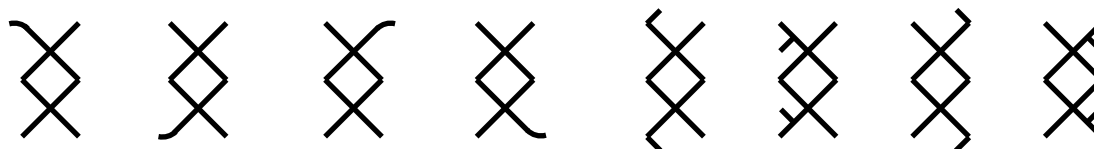


gé ge ég eg

I. E és É hangzó és a betűk



gyé gye egy egy gyé gye egy egy



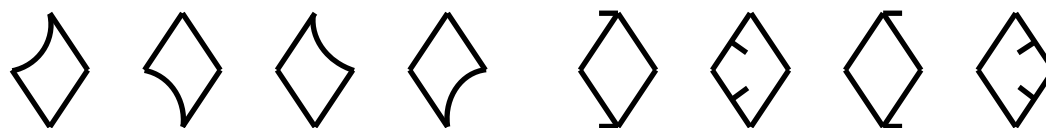
hé he éh eh hé he éh eh



jé je éj ej jé je éj ej



ké ke ék ek ké ke ék ek

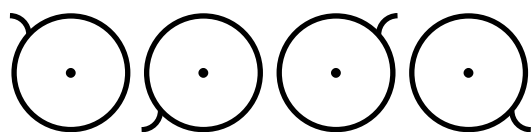


ké ke ék ek ké ke ék ek

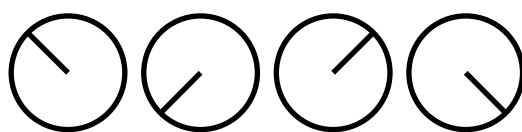


lé le él el lé le él el

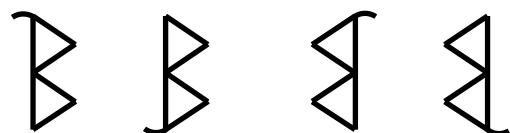
I. E és É hangzó és a betűk



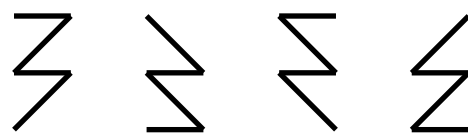
lyé lye ély ely




lyé lye ély ely




mé me ém em




mé me ém em




né ne én en




né ne én en




nyé nye ény eny



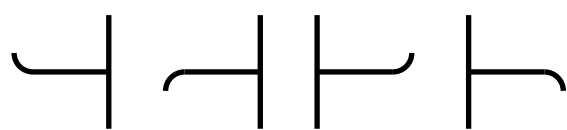
nyé nye ény eny



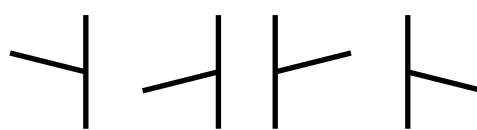
pé pe ép ep



pé pe ép ep



ré re ér er



ré re ér er

I. E és É hangzó és a betűk




sé se és es sé se és es




szé sze ész esz szé sze ész esz



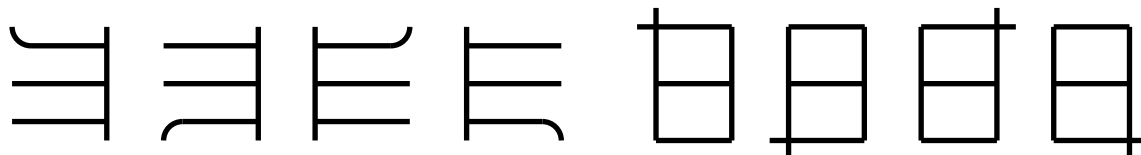
té te ét et té te ét et



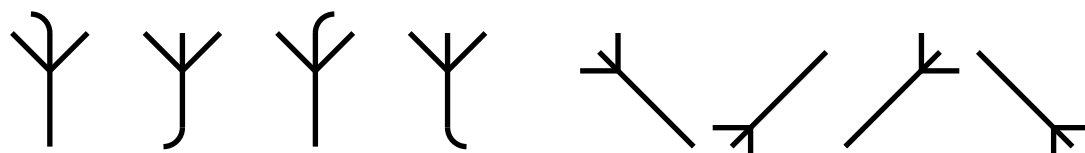
tyé tye éty ety tyé tye éty ety



vé ve év ev vé ve év ev



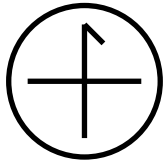
zé ze éz ez zé ze éz ez



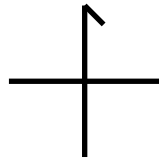
zsé zse ézs ezs zsé zse ézs ezs

II. Hangzó a betűk előtt

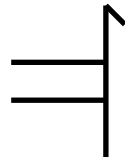
ab-től azs-ig



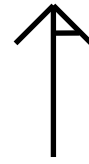
af



ad



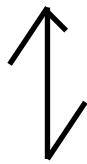
acs




ac



ab



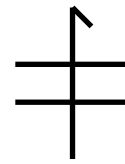
ak



aj



ah



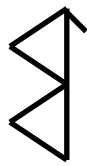
agy




ag




an



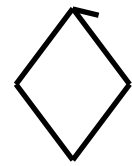
am



aly



al



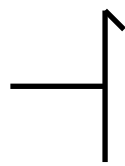
ak



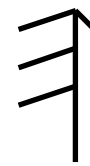
asz



as




ar



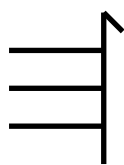
ap



any



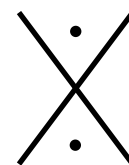
asz




az



av



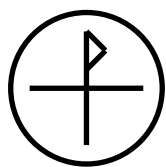
aty



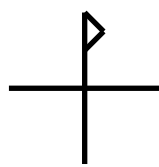
at

II. Hangzó a betűk előtt

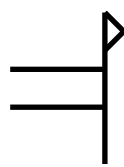
áb-től ázs-ig



áf



ád



ács



ác



áb



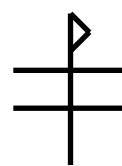
ák



áj



áh



ágy




ág



án



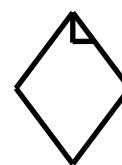
ám



ály



ál



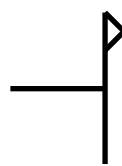
ák



ász



ás




ár



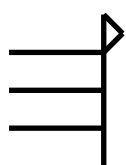
áp



ány



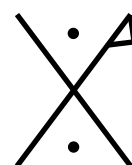
ázs



áz



áv




áty



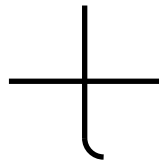
át

II. Hangzó a betűk előtt

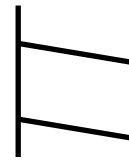
eb-től ezs-ig



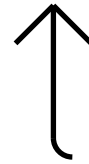
ef



ed



ecs



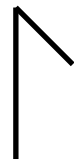
ec




eb



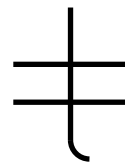
ek



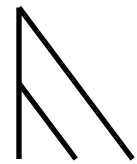
ej



eh



egy



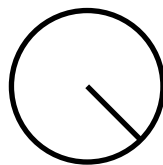
eg



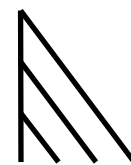
en



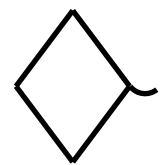
em



ely



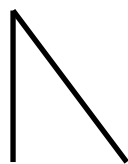
el



ek



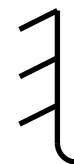
esz



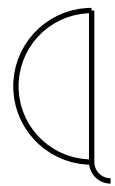
es



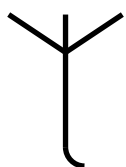
er



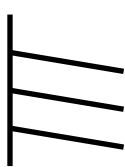
ep



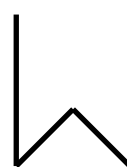
eny



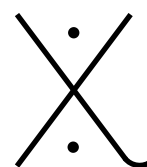
ezs



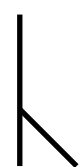
ez



ev




ety



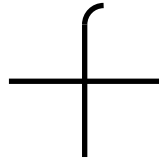
et

II. Hangzó a betűk előtt

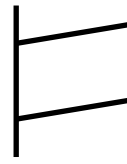
éb-től ész-ig




éf



éd



écs



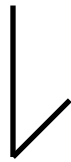
éc




éb



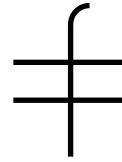
ék



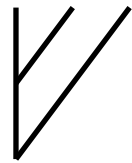
éj




éh



égy




ég



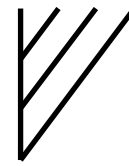
én



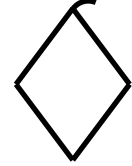
ém



ély



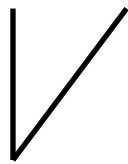
él



ék



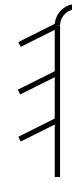
ész



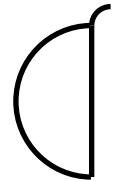
és



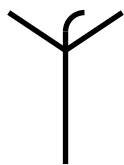
ér



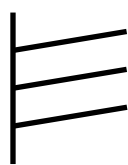
ép



ény



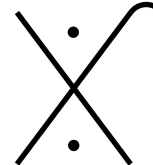
ézs



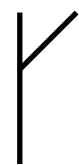
éz



év



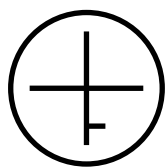
éty



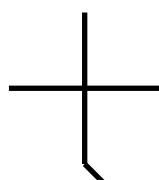
ét

II. Hangzó a betűk előtt

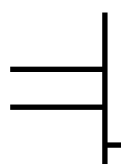
ib-től izs-ig



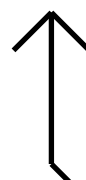
if



id



ics



ic



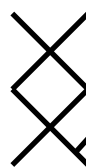
ib




ik



ij



ih



igy




ig



in




im



ily



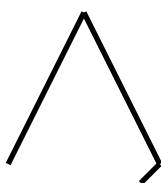
il



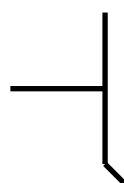
ik



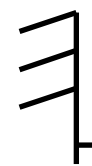
isz



is




ir



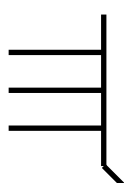
ip




iny



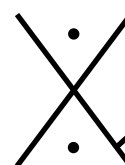
izs



iz



iv



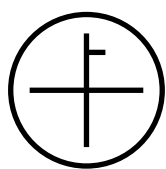
ity



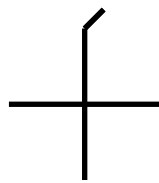
it

II. Hangzó a betűk előtt

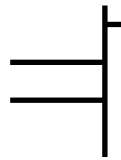
íb-től ízs-ig



if



íd



ícs



íc



íb



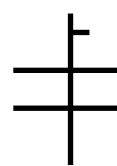
ík




új



ih



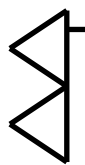
így




ig



ín



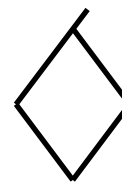
ím



ily



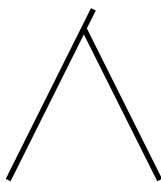
il



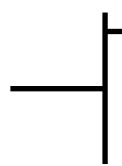
ik



isz



ís



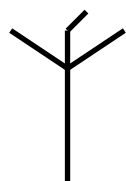
ír



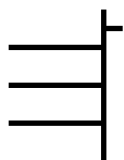
íp



íny



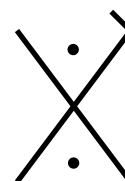
ízs



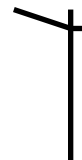
íz



ív



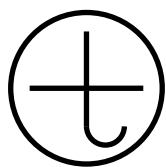
ity



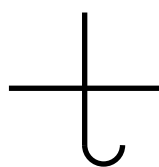
ít

II. Hangzó a betűk előtt

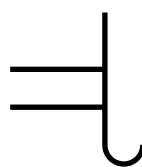
ob-tól ozs-ig




of



od



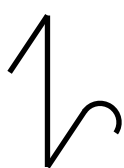
ocs



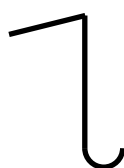
oc



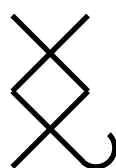
ob



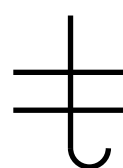
ok



oj



oh



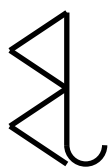
ogy




og



on




om



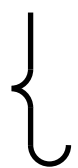
oly



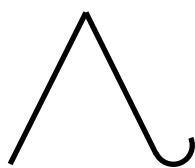
ol



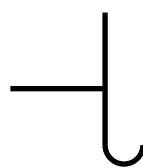
ok



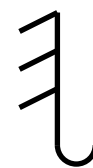
osz



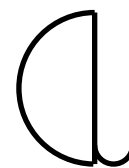
os




or



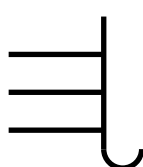
op



ony



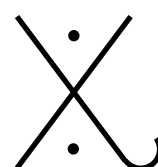
ozs



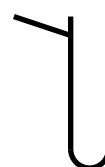
oz



ov



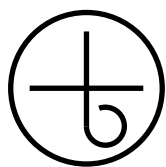
oty



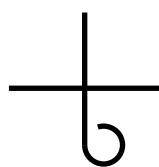
ot

II. Hangzó a betűk előtt

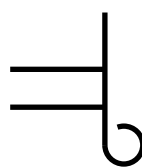
ób-tól ózs-ig



óf



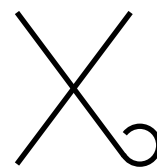
ód



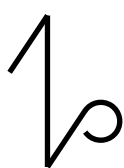
ócs



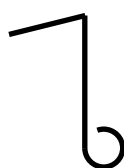
óc



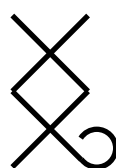
ób



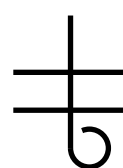
ók



ój



óh



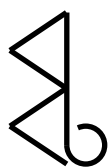
ógy




óg



ón



óm



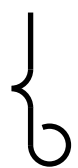
óly



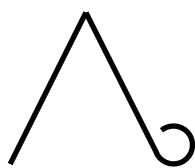
ól



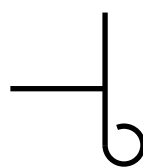
ók



ósz



ós



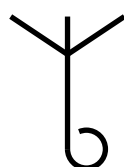
ór



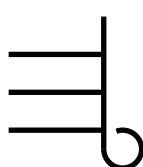
óp




óny



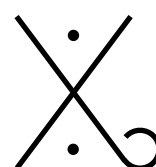
ózs



óz



óv



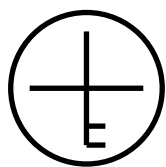
óty



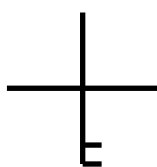
ót

II. Hangzó a betűk előtt

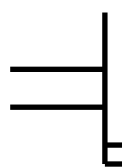
öb-től özs-ig



öf



öd



öcs




öc



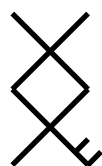
öb



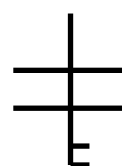
ök



öj



öh



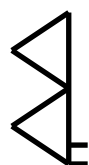
ögy




ög



ön



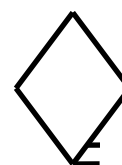
öm



öly



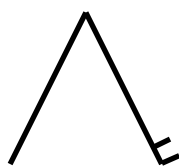
öl



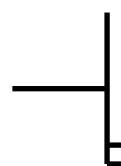
ök



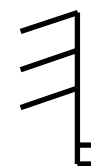
ösz



ös




ör



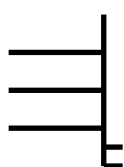
öp



öny



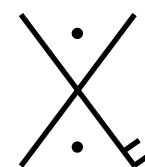
özs



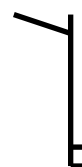
ör



öv



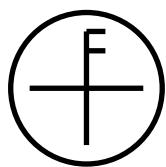
öty



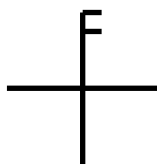
öt

II. Hangzó a betűk előtt

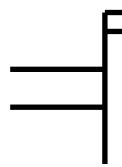
őb-től őzs-ig



őf




őd



őcs



őc



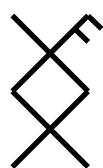
őb



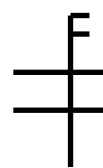
ők




őj




őh



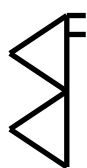
őgy



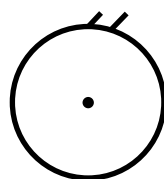
ög




őn



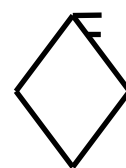
öm



őly



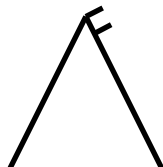
ől



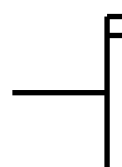
ők



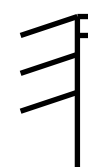
ősz



ős




őr



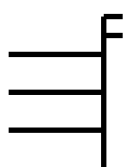
őp



őny



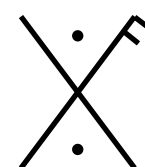
őzs



öz



őv



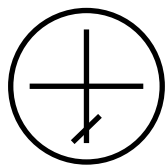
őty



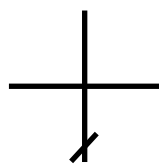
őt

II. Hangzó a betűk előtt

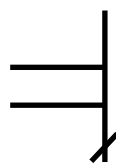
ub-tól uzs-ig



uf



ud



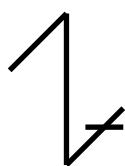
ucs



uc



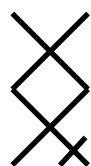
ub



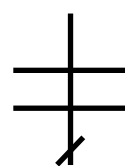
uk



uj



uh



ugy



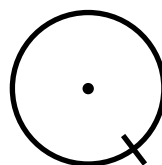
ug



un



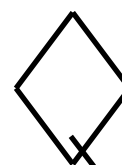
um



uly



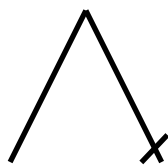
ul



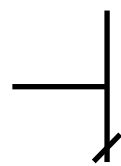
uk



usz



us



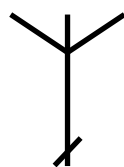
ur



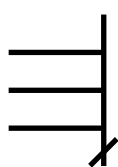
up



uny



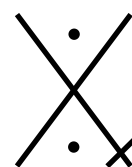
uzs



uz



uv



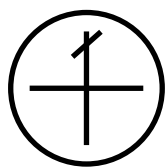
uty



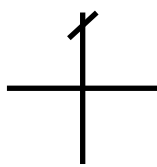
ut

II. Hangzó a betűk előtt

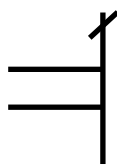
úb-tól úzs-ig



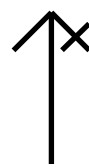
úf




úd



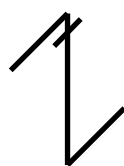
úcs



úc



úb



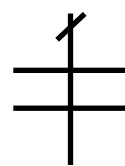
úk



új



úh



úgy



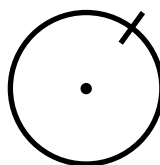
úg



ún



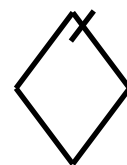
úm



úly



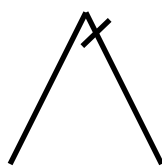
úl



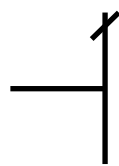
úk



úsz



ús




úr



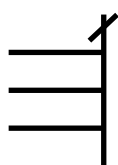
úp



úny



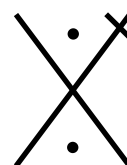
úzs



úz



úv



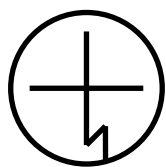
úty



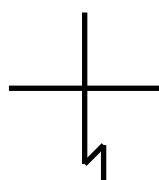
út

II. Hangzó a betűk előtt

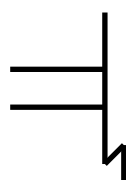
üb-től üzs-ig



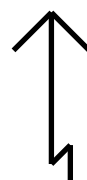
üf



üd



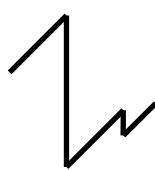
ücs




üç



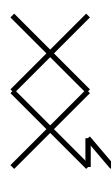
üb



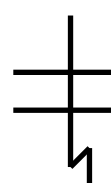
ük



üj



üh



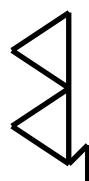
ügy



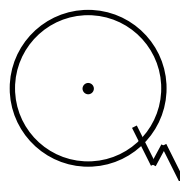
üg



ün



üm



üly



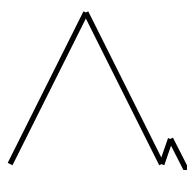
ül



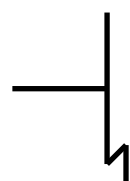
ük



üsz



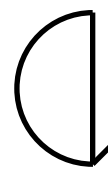
üss



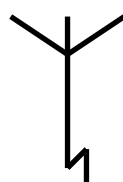
ür



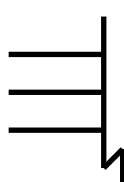
üp



üny



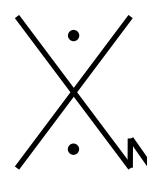
üzs




üz



üv



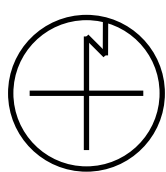
üty



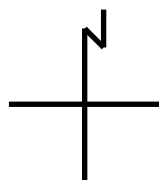
üt

II. Hangzó a betűk előtt

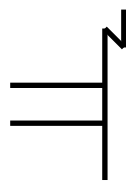
űb-től űzs-ig



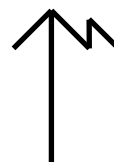
űf



űd



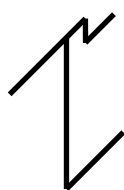
űcs



űc



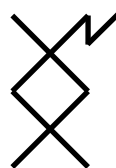
űb



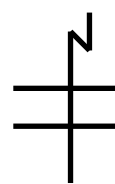
űk




űj



űh



űgy



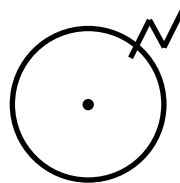
űg



űn



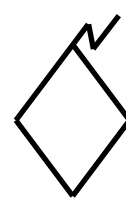
űm



űly



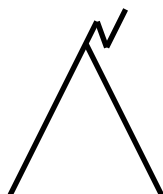
űl



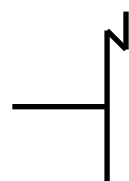
űk



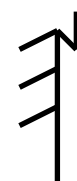
űsz



űs




űr



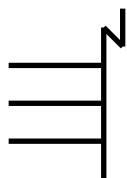
űp




űny



űzs



űz



űv




űty



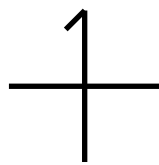
űt

II. Hangzó a betűk után

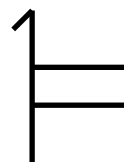
ba-tól zsa-ig



fa



da



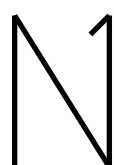
csa



ca



ba



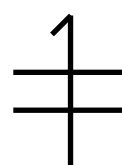
ka



ja



ha



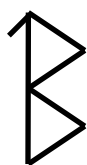
gya




ga



na




ma



lya



la



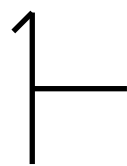
ka



sza



sa




ra



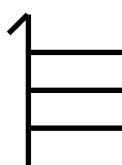
pa



nya



zsa



za



va



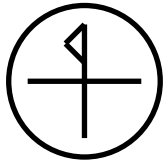
tya



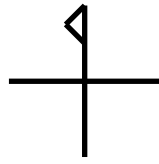
ta

II. Hangzó a betűk után

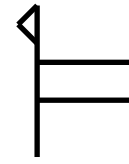
bá-tól zsá-ig



fá




dá



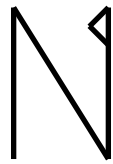
csá



cá



bá



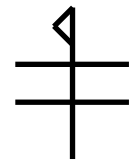
ká




já



há



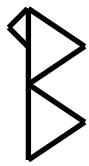
gyá



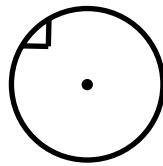
gá



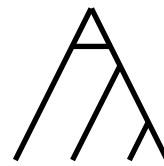
ná



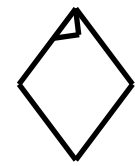
má



lyá



lá



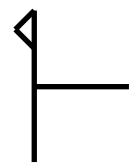
ká



szá



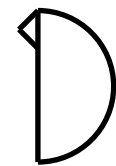
sá




rá



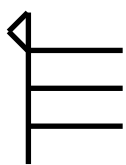
pá



nyá



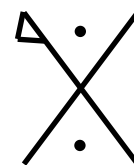
zsá



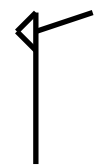
zá



vá




tyá



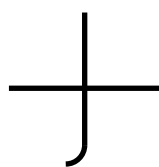
tá

II. Hangzó a betűk után

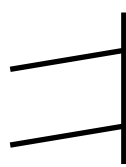
be-től zse-ig



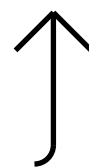
fe



de



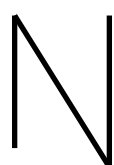
cse



ce



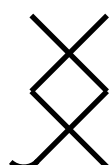
be



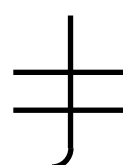
ke




je



he



gye



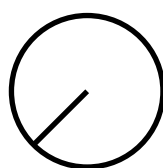
ge



ne



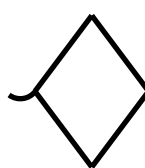
me



lye




le



ke



sze



se




re



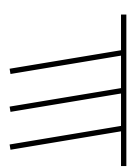
pe




nye



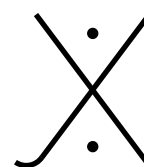
zse



ze



ve




tye



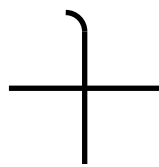
te

II. Hangzó a betűk után

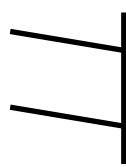
bé-től zsé-ig



fé




dé



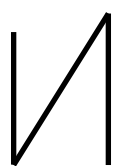
csé



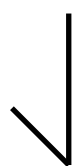
cé



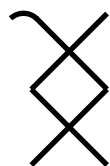
bé



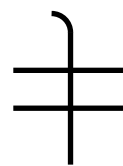
ké



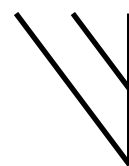
jé



hé



gyé




gé



né




mé



lyé



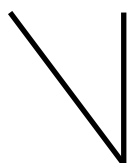
lé



ké



szé



sé



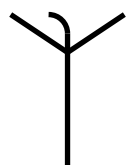
ré



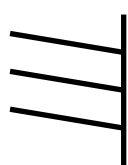
pé



nyé



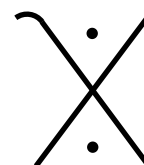
zsé



zé



vé



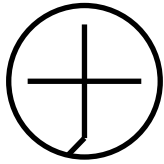
tyé



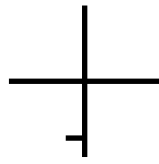
té

II. Hangzó a betűk után

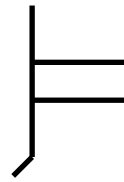
bi-től zsi-ig




fi



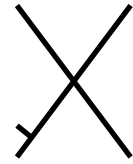
di



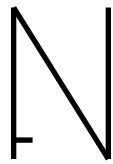
csi



ci



bi



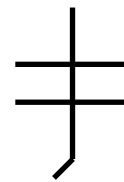
ki



ji



hi



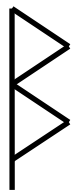
gyi




gi



ni



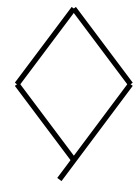
mi



lyi



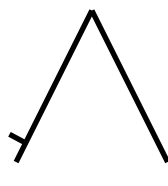
li



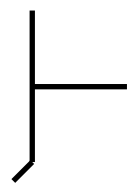
ki



szi



si




ri



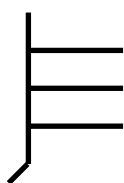
pi



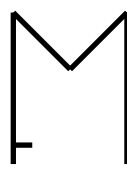
nyi



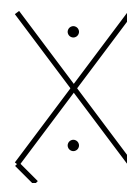
zsi



zi



vi



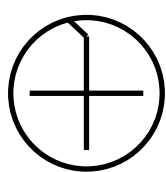
tyi



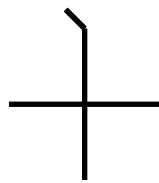
ti

II. Hangzó a betűk után

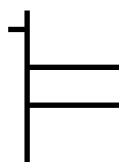
bí-től zsí-ig



fi



di



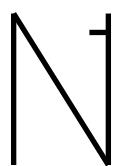
csi



ci



bi



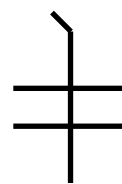
ki



ji



hi



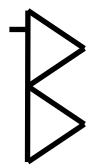
gyi




gi



ni




mi



lyi



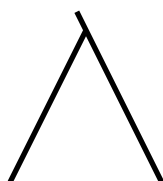
li



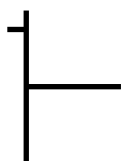
ki



szí



sí



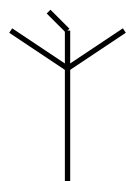
rí



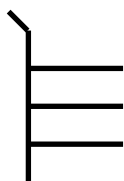
pí



nyí



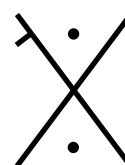
zsi



zí



ví




tyí



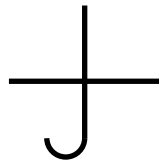
tí

II. Hangzó a betűk után


bo-tól zso-ig



fo



do




cso



co



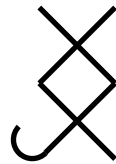
bo



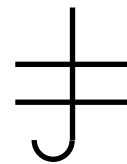
ko



jo



ho



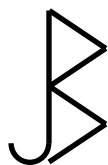
gyo




go



no




mo



lyo



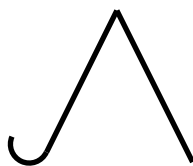
lo



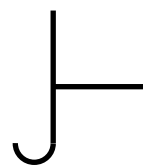
ko



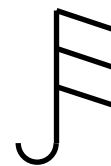
szo



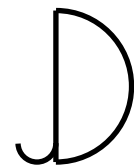
so



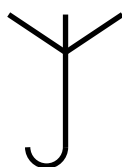
ro




po




nyo




zso



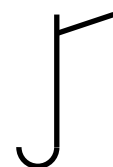
zo



vo



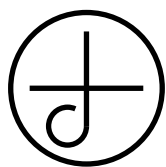
tyo



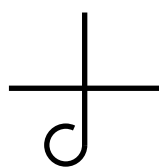
to

II. Hangzó a betűk után


bó-tól zsó-ig



fó




dó



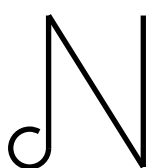
csó



có



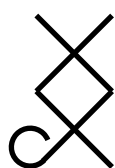
bó



jó



hó



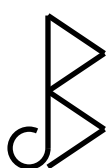
gyó




gó



nó



mó



lyó



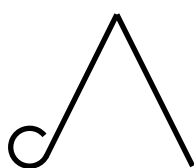
ló



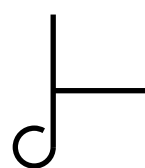
kó



szó



só




ró




pó



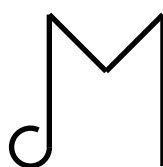
nyó



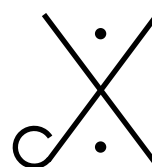
zsó



zó



vó



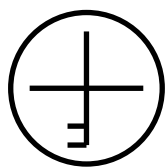
tyó



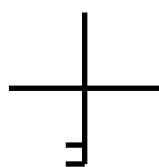
tó

II. Hangzó a betűk után

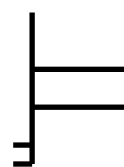
bö-től zsö-ig



fö



dö



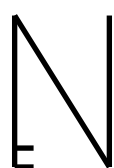
csö



cö



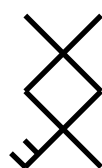
bö



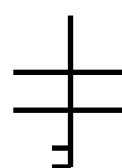
kö



jö



hö



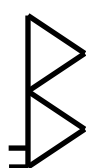
gyö




gö



nö



mö



lyö



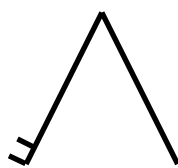
lö



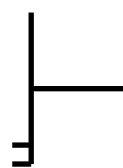
kö



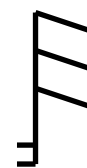
szö



sö




rö



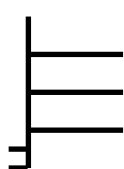
pö



nyö



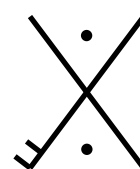
zsö



zö



vö



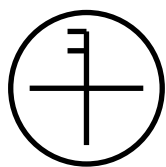
työ



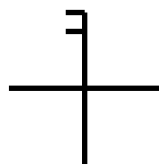
tö

II. Hangzó a betűk után

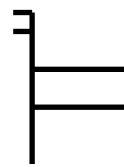
bő-től zső-ig



fő



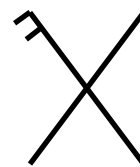
dő



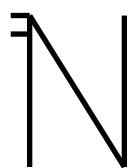
cső



cő



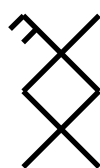
bő



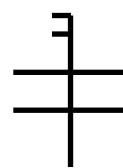
kő




jő



hő



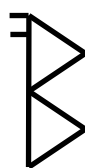
győ



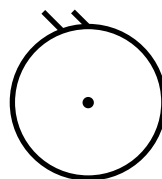
gő



nő



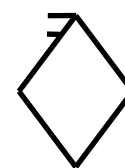
mő



lyő



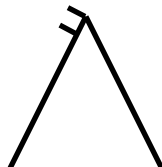
lő



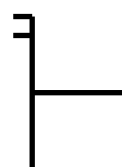
kő



sző



ső




rő



pő



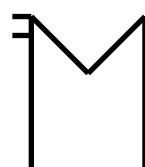
nyő



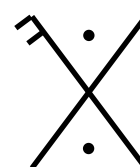
zső



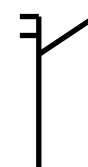
ző



vő



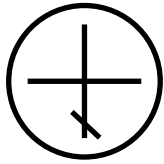
tyő



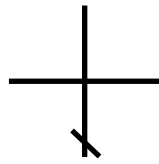
tő

II. Hangzó a betűk után

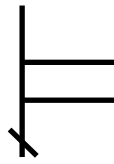
bu-tól zsu-ig



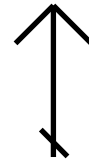
fu



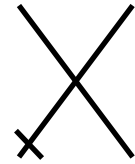
du



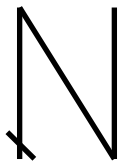
csu



cu



bu



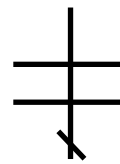
ku



ju



hu



gyu



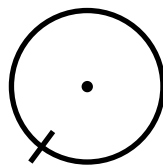
gu



nu



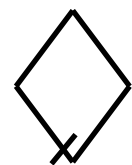
mu



lyu



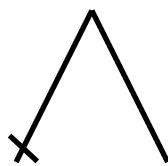
lu



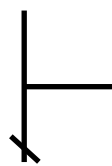
ku



szu



su



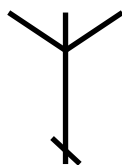
ru



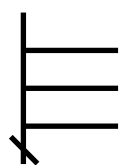
pu



nyu



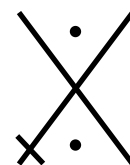
zsu



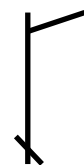
zu



vu



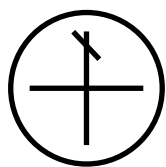
tyu



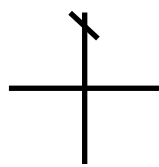
tu

II. Hangzó a betűk után

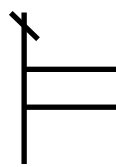
bú-tól zsú-ig



fú




dú



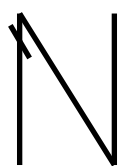
csú




cú



bú



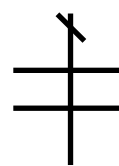
kú



jú



hú



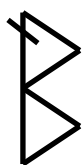
gyú



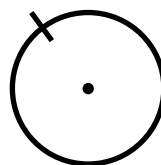
gú



nú



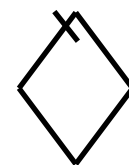
mú



lyú



lú



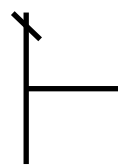
kú



szú



sú




rú



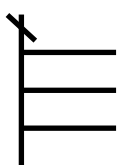
pú



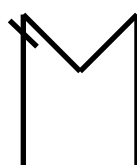
nyú



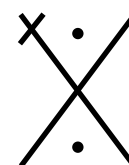
zsú



zú



vú



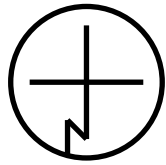
tyú



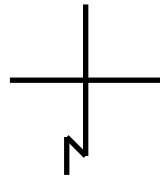
tú

II. Hangzó a betűk után

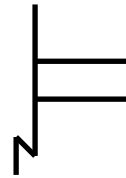
bü-től zsü-ig




fü



dű



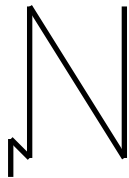
csű



cű



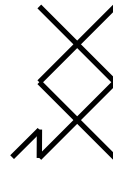
bű



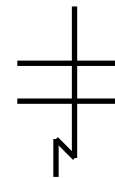
kű



jű




hű



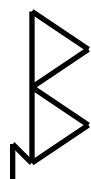
gyű




gű



nű



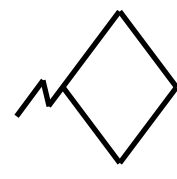
mű



lyű



lü



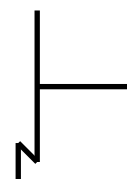
kű



szű



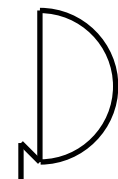
sű



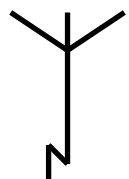
rű



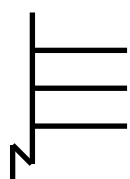
pű



nyű



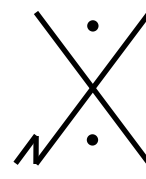
zsű



zű



vű




tyű



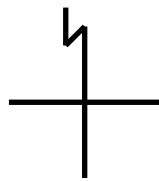
tű

II. Hangzó a betűk után

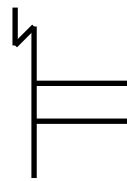
bű-től zsű-ig



fű



dű



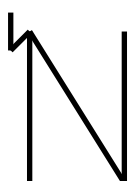
csű



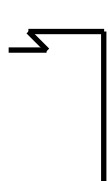
cű



bű



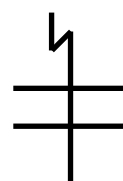
kű



jű



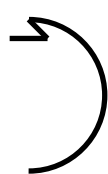
hű



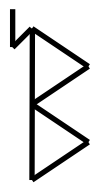
gyű



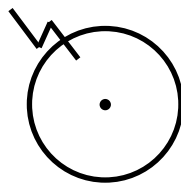
gű



nű




mű



lyű




lű



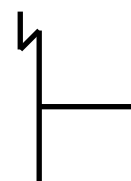
kű



szű



sű




rű



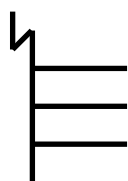
pű



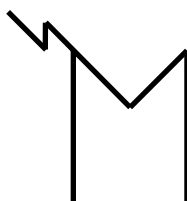
nyű



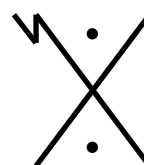
zsű



zű



vű




tyű




tű

III. E hangzó két betű között

beb-től bezs-ig



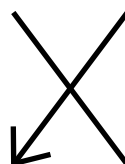
bef



bed



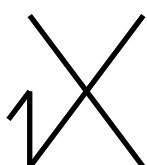
becs




bec



beb



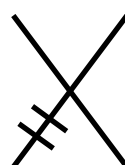
bek



bej



beh



begy



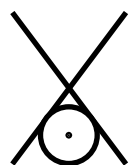
beg



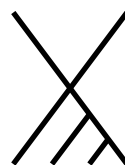
ben



bem




bely



bel



bek



besz



bes



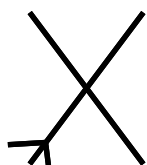
ber



bep



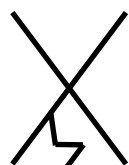
beny



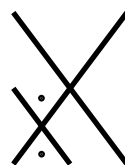
bezs



bez



bev



bety



bet

III. E hangzó két betű között

ceb-től cezs-ig



cef



ced



cecs



cec



ceb



cek



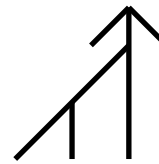
cej



ceh



cegy



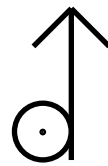
ceg



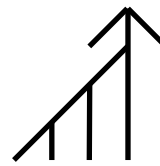
cen



cem



cely




cel



cek



cesz



ces



cer



cep



ceny



cezs



cez



cev



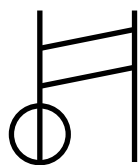
cety



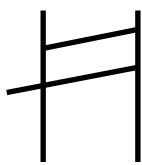
cet

III. E hangzó két betű között

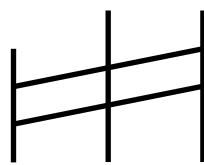
cseb-től csezs-ig



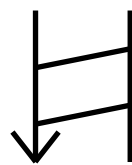
csef



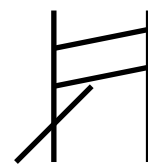
csed



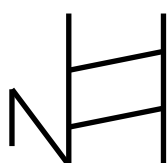
csecs




csec



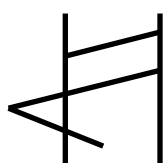
cseb



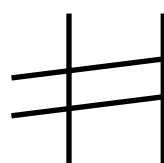
csek



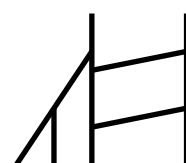
csej



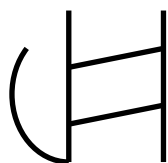
cseh



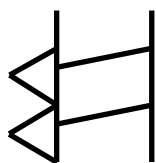
csegy



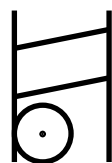
cseg



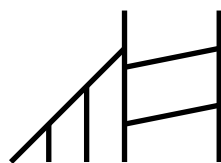
csen



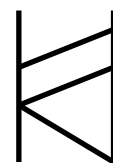
csem



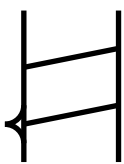
csely




csel



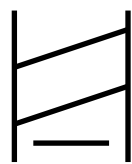
csek



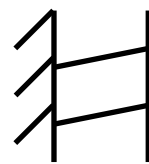
csesz



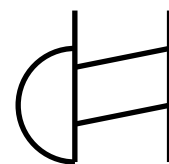
cses




cser



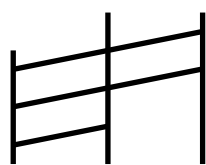
csep



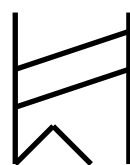
cseny



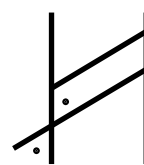
csezs



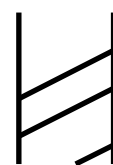
csez



csev



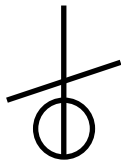
csety



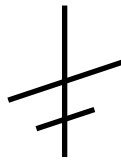
cset

III. E hangzó két betű között

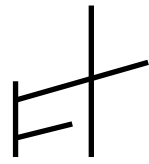
deb-től dezs-ig



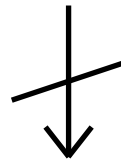
def




ded



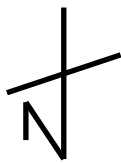
decs



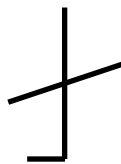
dec



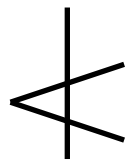
deb



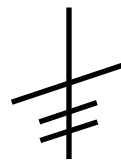
dek




dej



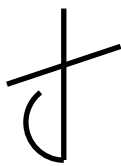
deh



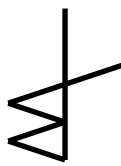
degy



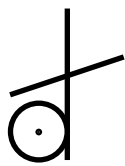
deg




den



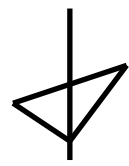
dem



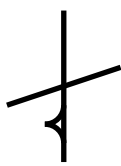
dely



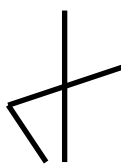
del



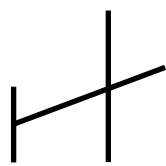
dek



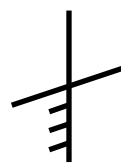
desz



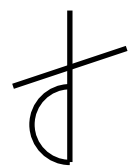
des



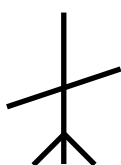
der



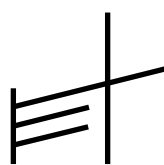
dep



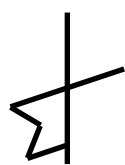
deny



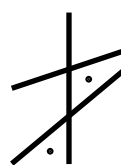
dezs



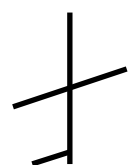
dez



dev



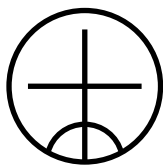
dety




det

III. E hangzó két betű között

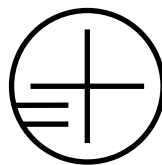
feb-től fezs-ig




fef




fed



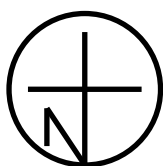
fecs



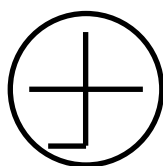
fec




feb



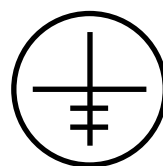
fek



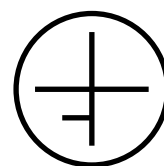
fej



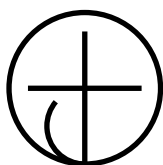
feh



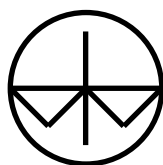
fegy



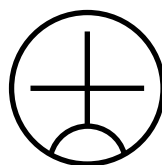
feg



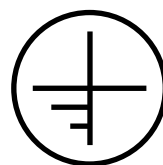
fen




fem



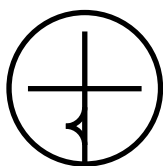
fely




fel



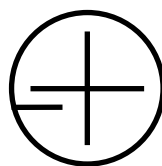
fek




fesz



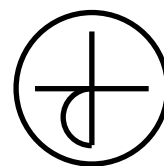
fes



fer



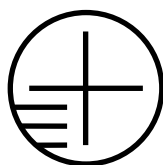
fep



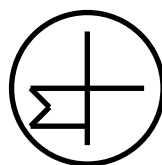
feny



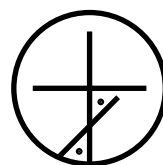
fezs



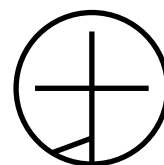
fez



fev




fety



fet

III. E hangzó két betű között

geb-től gezs-ig



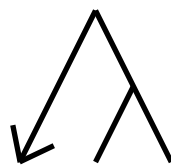
gef



ged



gecs



gec



geb



gek



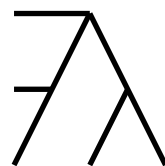
gej



geh



gegy




geg



gen



gem



gely



gel



gek



gesz



ges



ger



gep



geny



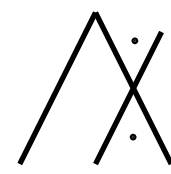
gezs



gez



gev



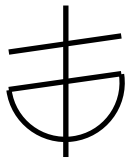
gety



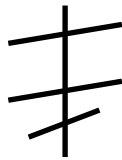
get

III. E hangzó két betű között

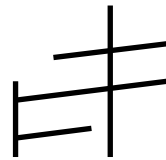
gyeb-től gyezs-ig



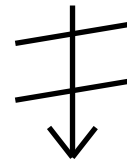
gyef



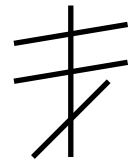
gyed



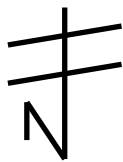
gyecs



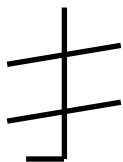
gyec



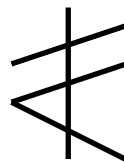
gyeb



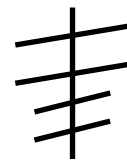
gyek




gyej




gyeh



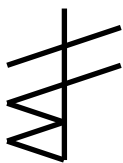
gyegy



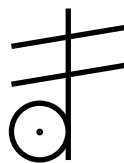
gyeg




gyen



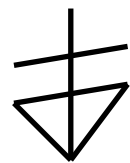
gyem



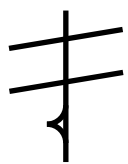
gyely



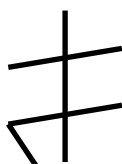
gyel



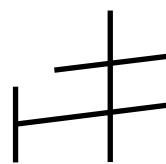
gyek



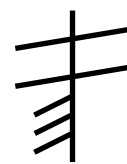
gyesz



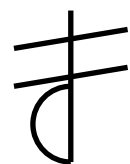
gyes




gyer



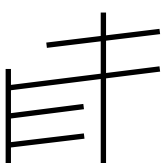
gyep



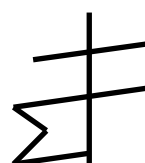
gyeny



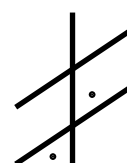
gyezs



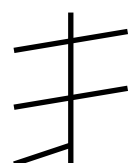
gyez



gyev



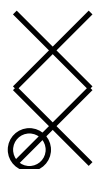
gyety



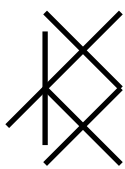
gyet

III. E hangzó két betű között

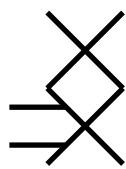
heb-től hezs-ig



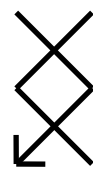
hef



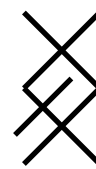
hed



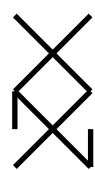
hecs



hec



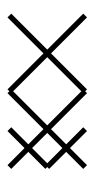
heb



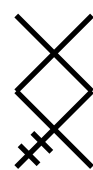
hek



hej



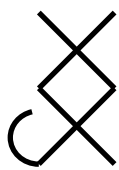
heh



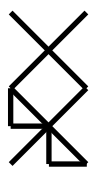
hegy



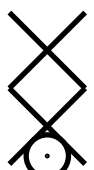
heg



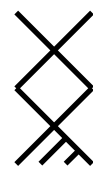
hen



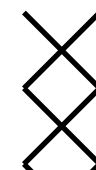
hem



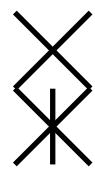
hely



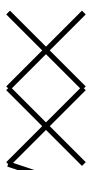
hel



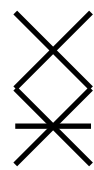
hek



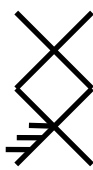
hesz



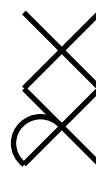
hes



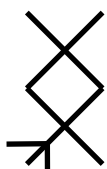
her



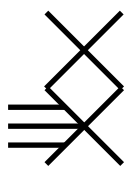
hep



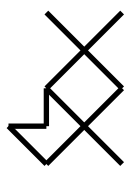
heny



hezs



hez



hev



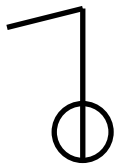
hety



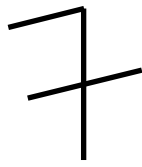
het

III. E hangzó két betű között

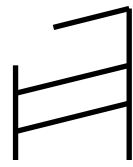
jeb-től jezs-ig



jef



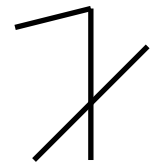
jed



jecs



jec



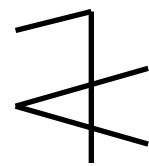
jeb



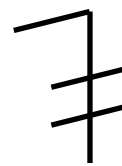
jek



jej



jeh



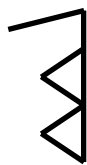
jegy



jeg



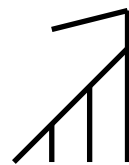
jen



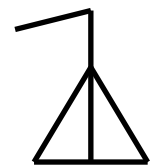
jem



jely




jel



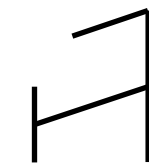
jek



jesz



jes




jer



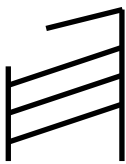
jep



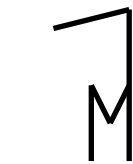
jeny



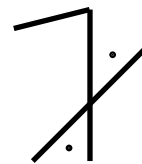
jezs



jez



jev



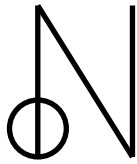
jety



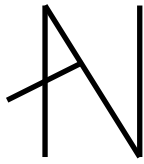
jet

III. E hangzó két betű között

keb-től kezs-ig



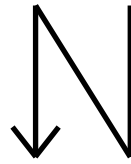
kef



ked



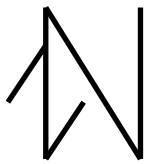
kecs



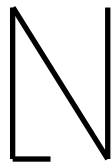
kec



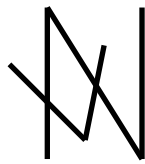
keb



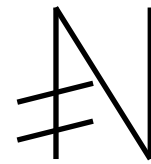
kek



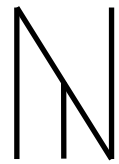
kej



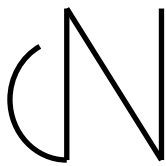
keh



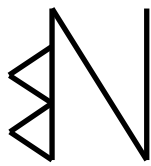
kegy



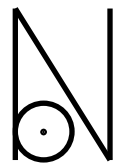
keg



ken



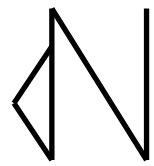
kem



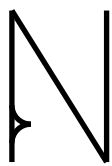
kely



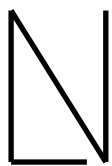
kel



kek



kesz



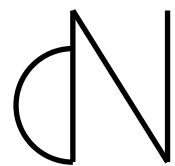
kes



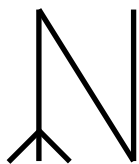
ker



kep



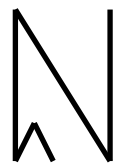
keny



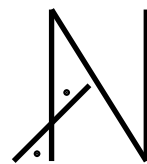
kezs



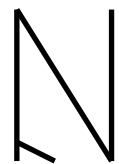
kez



kev




kety



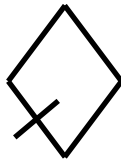
ket

III. E hangzó két betű között

keb-től kezs-ig



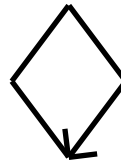
kef



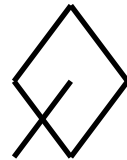
ked



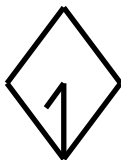
kecs



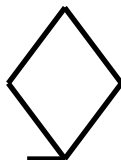
kec



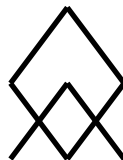
keb



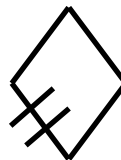
kek



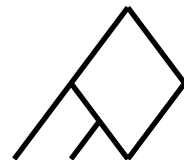
kej



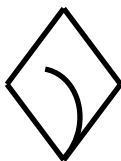
keh




kegy



keg



ken



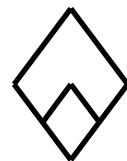
kem



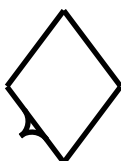
kely




kel



kek



kesz



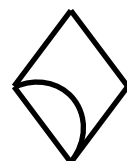
kes



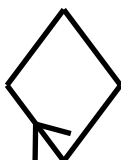
ker



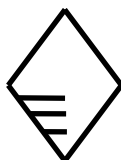
kep



keny



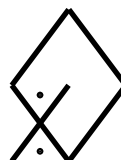
kezs



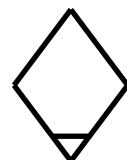
kez



kev




kety



ket

III. E hangzó két betű között

leb-től lezs-ig



lef



led



lecs



lec



leb



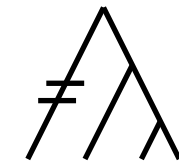
lek



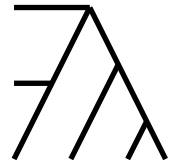
lej



leh



legy




leg



len



lem



lely



lel



lek




lesz



les



ler



lep



leny



lezs



lez



lev



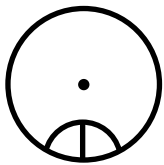
lety



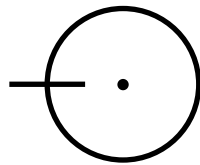
let

III. E hangzó két betű között

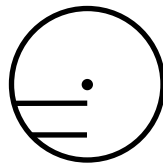
lyeb-től lyezs-ig




lyef



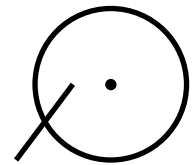
lyed




lyecs




lyec




lyeb



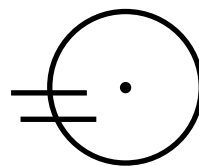
lyek




lyej




lyeh



lyegy




lyeg




lyen



lyem




lyely



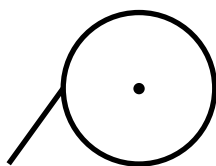
lyel



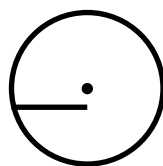
lyek



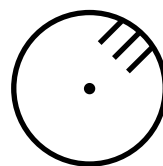
lyesz




lyes




lyer



lyep




lyeny



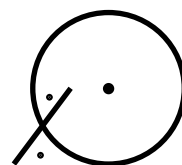
lyezs




lyez



lyev



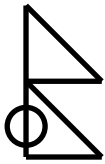
lyety



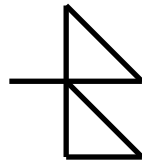
lyet

III. E hangzó két betű között

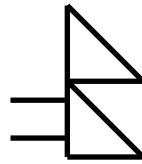
meb-től mezs-ig



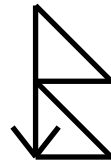
mef



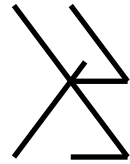
med



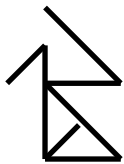
mecs



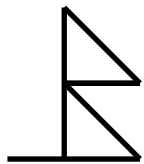
mec




meb



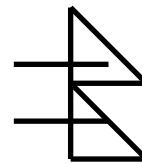
mek



mej



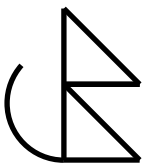
meh



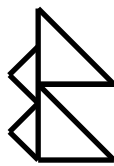
megy



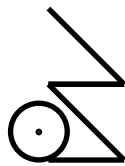
meg



men



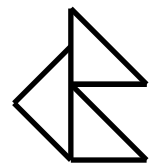
mem



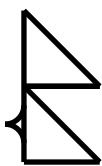
mely



mel



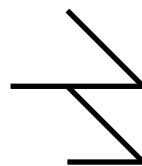
mek




mesz



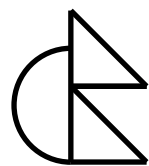
mes



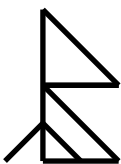
mer



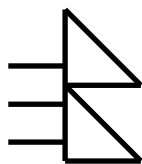
mep



meny



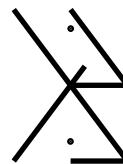
mezs



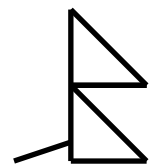
mez



mev



mety



met

III. E hangzó két betű között

neb-től nezs-ig



nef



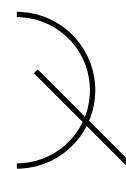
ned



necs



nec



neb



nek



nej



neh



negy



neg




nen



nem



nely




nel



nek



nesz



nes



ner



nep



neny



nezs



nez



nev



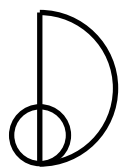
nety



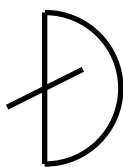
net

III. E hangzó két betű között

nyeb-től nyezs-ig



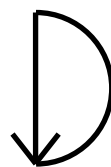
nyef



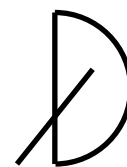
nyed



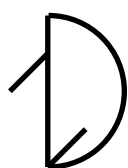
nyecs



nyec



nyeb



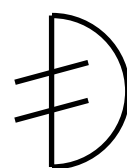
nyek



nyej



nyeh



nyegy



nyeg



nyen



nyem



nyely




nyel



nyek



nyesz



nyes



nyer



nyep



nyeny



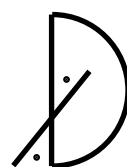
nyezs



nyez



nyev




nyety



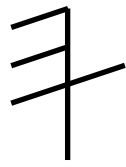
nyet

III. E hangzó két betű között

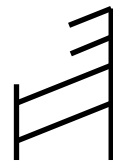
peb-től pezs-ig



pef



ped



pecs



pec



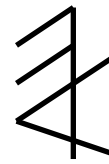
peb



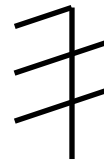
pek



pej



peh



pegy



peg



pen



pem



pely



pel



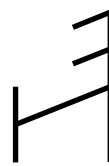
pek



pezs



pes



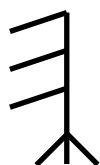
per



pep



peny



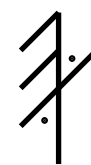
pezs



pez



pev



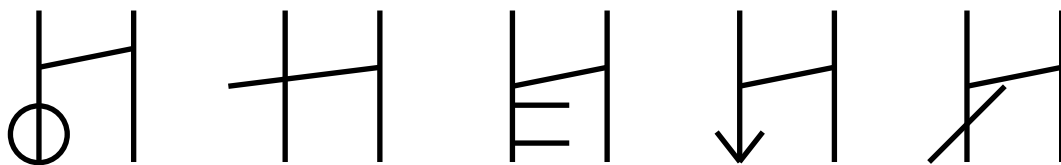
pety



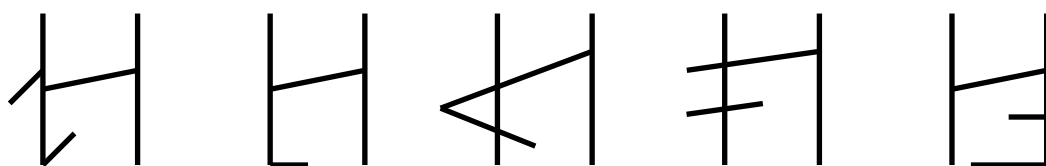
pet

III. E hangzó két betű között

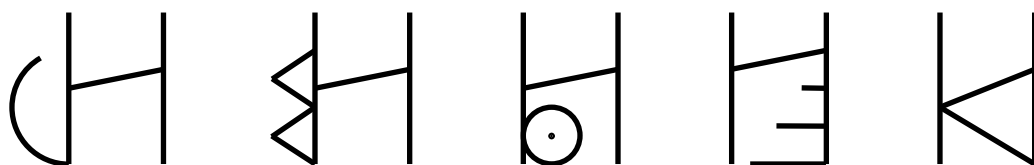
reb-től rezs-ig



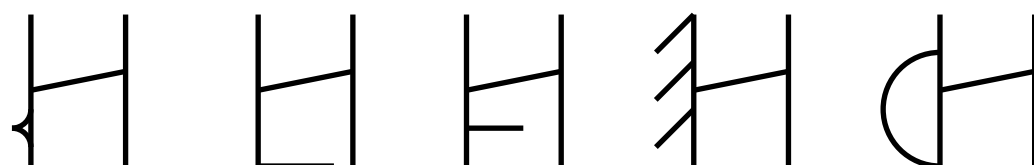
ref red recs rec reb



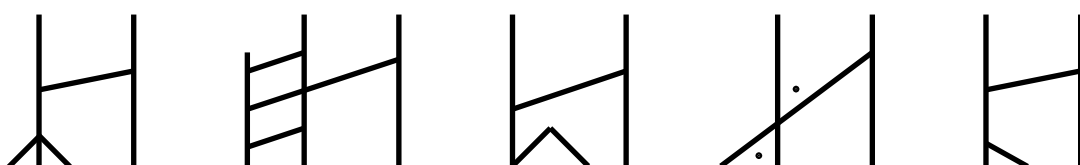
rek rej reh regy reg



ren rem rely rel rek



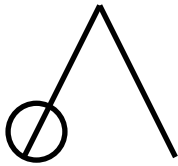
resz res rer rep reny



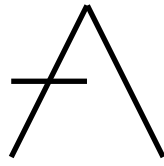
rezs rez rev rety ret

III. E hangzó két betű között


seb-től sezs-ig



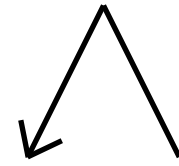
sef



sed




secs



sec



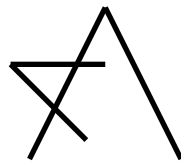
seb



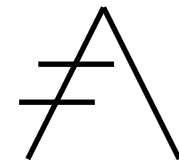
sek




sej



seh



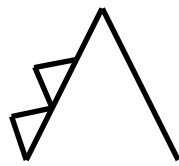
segy




seg



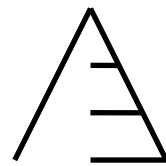
sen




sem



sely



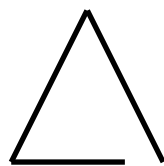
sel



sek




sesz



ses




ser



sep



seny



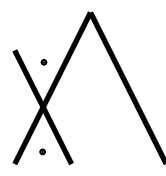
sezs



sez



sev



sety



set

III. E hangzó két betű között

szeb-től szezs-ig



szef



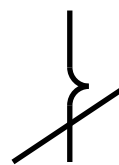
szed



szecs



szec



szeb



szek



szej



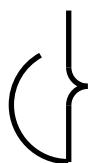
szeh



szegy



szeg



szén



szem



szely



szel



szek



szesz



szes



szer



szep



szény



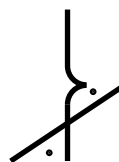
szezs



szez



szev



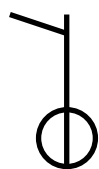
szety



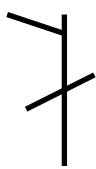
szet

III. E hangzó két betű között

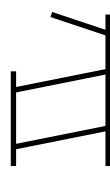
teb-től tezs-ig



tef



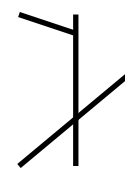
ted



tecs



tec



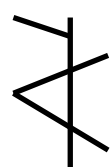
teb



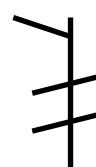
tek



tej



teh



tegy



teg




ten



tem



tely



tel



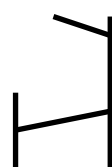
tek



tesz



tes



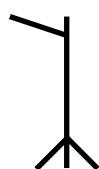
ter



tep



teny



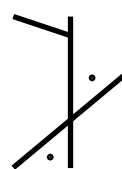
tezs



tez



tev



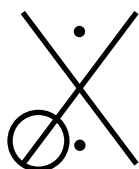
tety



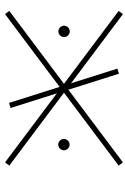
tet

III. E hangzó két betű között

tyeb-től tyezs-ig



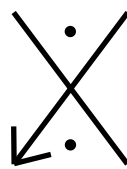
tyef



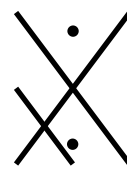
tyed



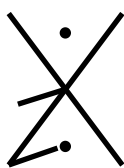
tyecs



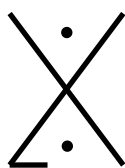
tyec



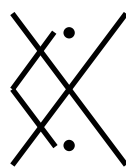
tyeb



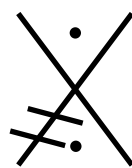
tyek



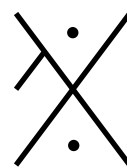
tyej



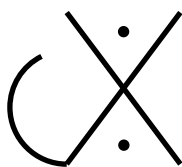
tyeh



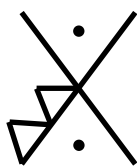
tyegy



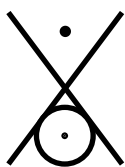
tyeg



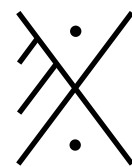
tyem



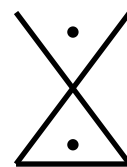
tyen



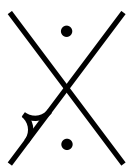
tyely



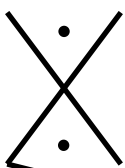
tyel



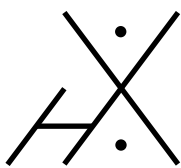
tyek



tyesz



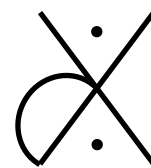
tyes




tyer



tyep



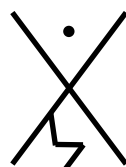
tyeny



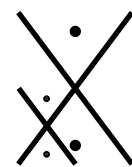
tyezs



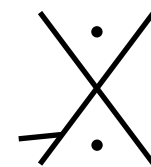
tyez



tyev



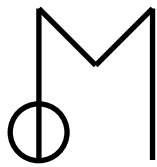
tyety



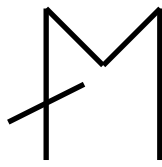
tyet

III. E hangzó két betű között

*v**e**b-től v**e**zs-ig*



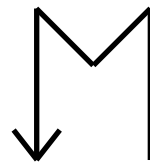
vef



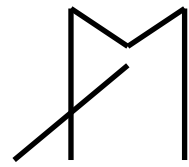
ved




vecs




vec



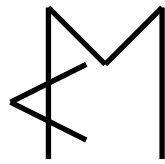
veb



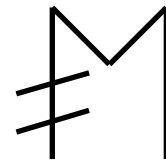
vek



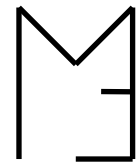
vej




veh



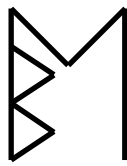
vegy




veg



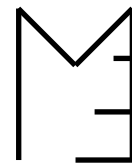
ven



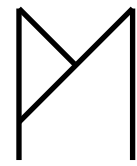
vem




vely




vel



vek



vesz




ves



ver




vep



veny



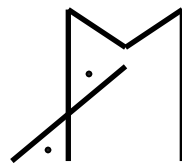
vezs




vez



vev



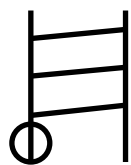
vety



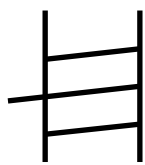
vet

III. E hangzó két betű között

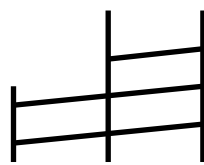
zeb-től zezs-ig



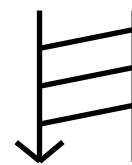
zef



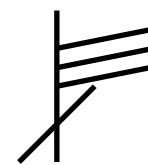
zed



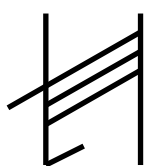
zecs



zec



zeb



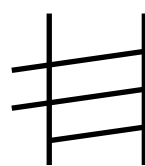
zek



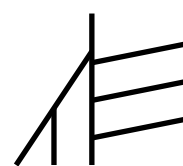
zej



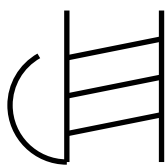
zeh



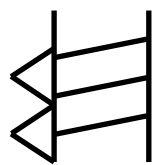
zegy



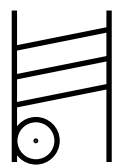
zeg



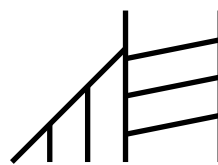
zen



zem




zely



zel



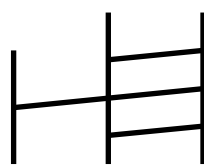
zek



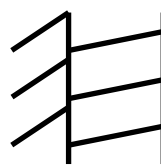
zesz



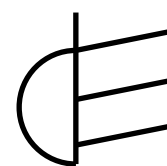
zes




zer



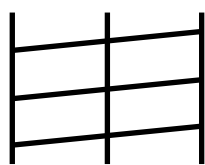
zep



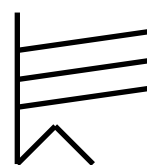
zeny



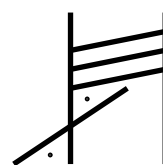
zezs



zez



zev



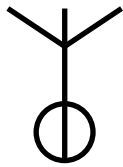
zety



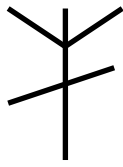
zet

III. E hangzó két betű között

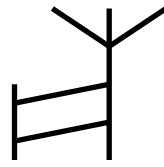
zseb-től zsezs-ig



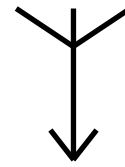
zsef




zsed



zsecs




zsec



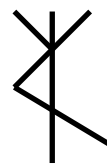
zseb



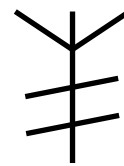
zsek




zsej




zseh




zsegy



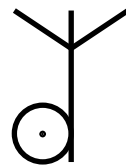
zseg




zsen



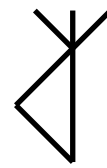
zsem




zsely




zsel



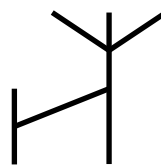
zsek



zsesz




zses



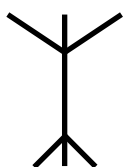
zser



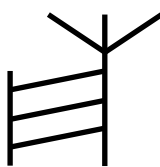
zsep



zseny



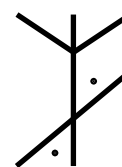
zsezs




zsez



zsev




zsety



zset

III. É hangzó két betű között

béb-től bézs-ig



béf




béd



bécs




béc



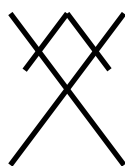
béb



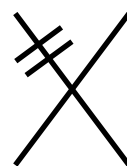
bék




béj



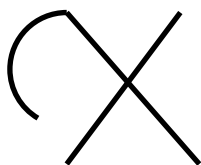
béh



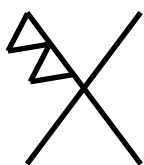
bégy




bég



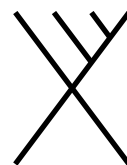
bén




bém



bély



bél



bék



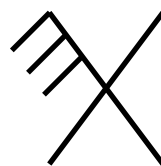
bész



bés




bér



bép



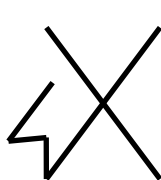
bény



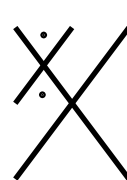
bézs



béz



bév



béty



bét

III. É hangzó két betű között

céb-től cézs-ig



céf



céd



cécs




céc



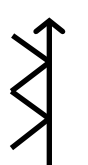
céb



cék



céj



céh



cégy



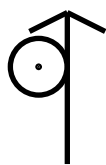
cég



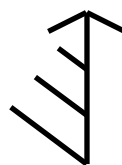
cén



cém



cély



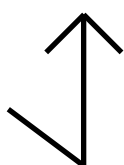
cél



cék



cész



cés



cér



cép



cény



cézs



céz



cév




céty



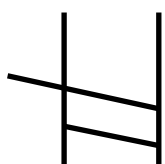
cét

III. É hangzó két betű között

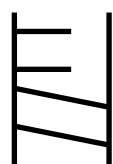
cséb-től csézs-ig



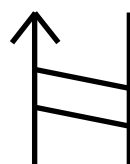
cséf



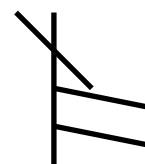
cséd



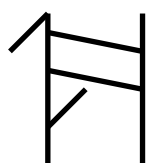
csécs



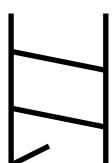
cséc



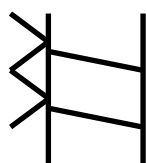
cséb



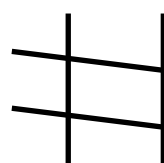
csék



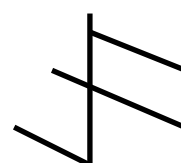
cséj



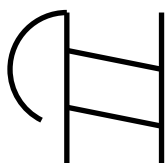
cséh



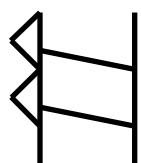
cségy



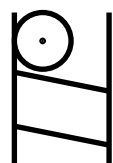
cség



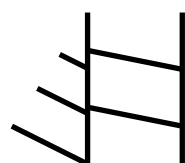
csén



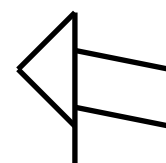
csém



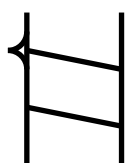
csély



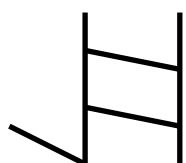
csél



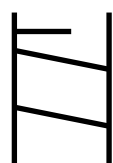
csék



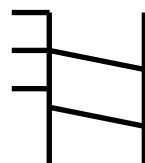
csész



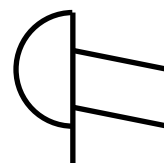
csés



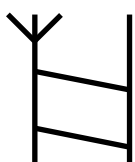
csér



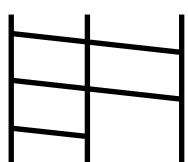
csép




csény



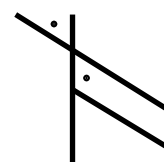
csézs



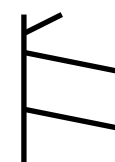
cséz



csév




cséty



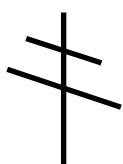
csét

III. É hangzó két betű között

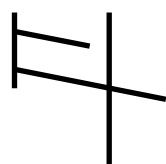
déb-től dézs-ig



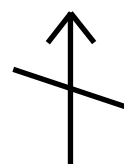
dék



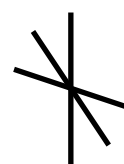
déd



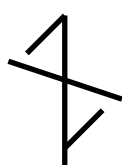
décs



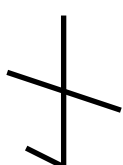
déc



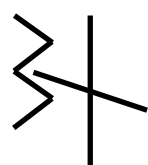
déb



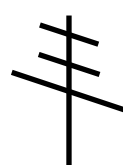
dék



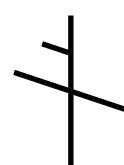
dék



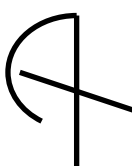
dék



dék




dék



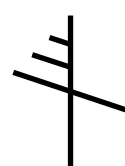
dék



dék



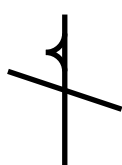
dék



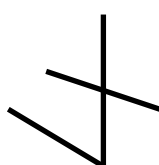
dék



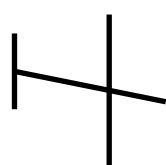
dék



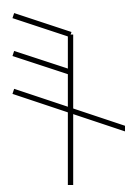
dék




dék



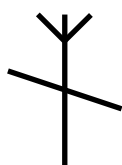
dék



dék



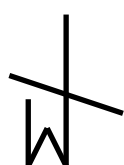
dék



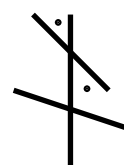
dék



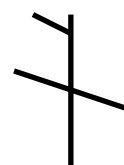
dék



dék



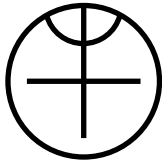
dék




dék

III. É hangzó két betű között

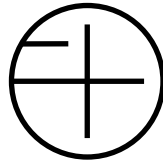
féb-től fézs-ig



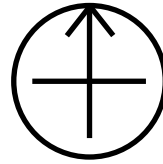
féf



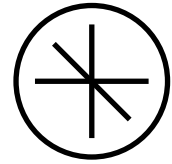
féd



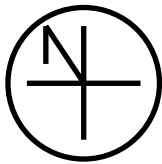
fécs



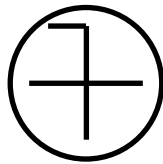
féc



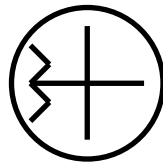
féb



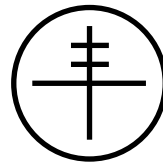
fék



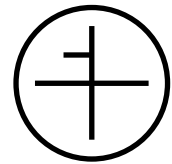
fěj



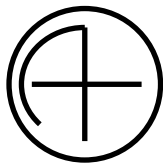
fěh



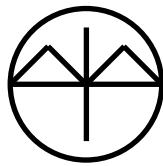
fěgy



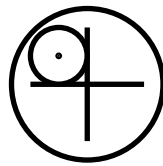
fęg



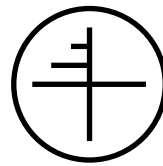
fén



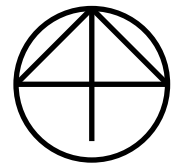
fém



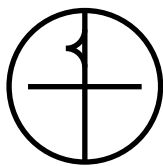
fély



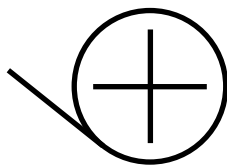
fél




fék



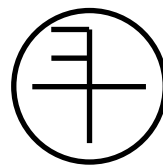
fész




fés




fér



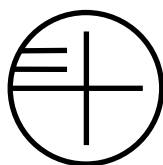
fép



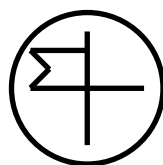
fény



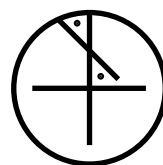
fézs



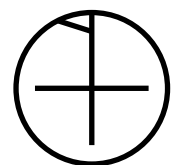
féz



fév



fety



fét

III. É hangzó két betű között

géb-től gézs-ig




géf



géd



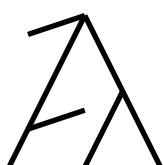
gécs



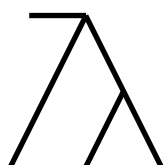
géc




géb



gék



gēj



géh



gégy




gég



gén




gém



gély



gél



gék



gész



gés



gér



gép



gény



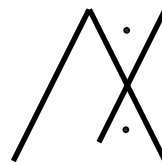
gézs



géz



gév



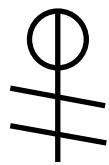
gély



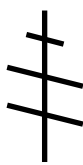
gét

III. É hangzó két betű között

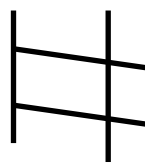
gyéb-től gyézs-ig



gyéf



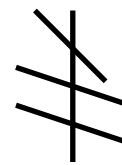
gyéd



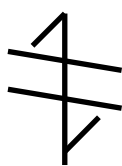
gyécs



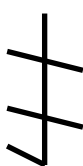
gyéc



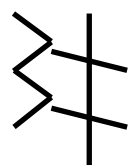
gyéb



gyék



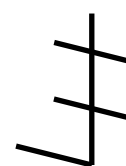
gyéj



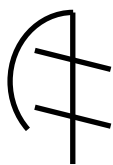
gyéh



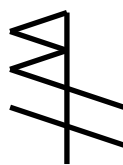
gyégy




gyég



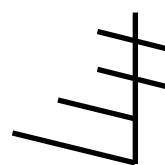
gyén



gyém



gyély



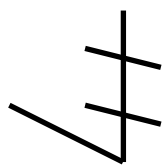
gyél



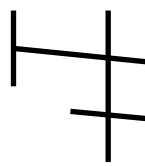
gyék



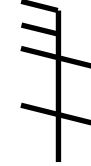
gyész



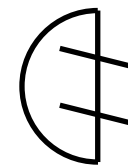
gyés



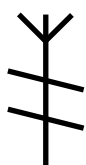
gyér



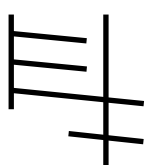
gyép



gyény



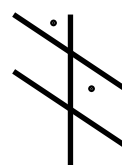
gyézs



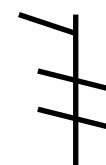
gyéz



gyév



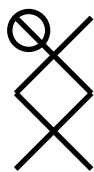
gyéty



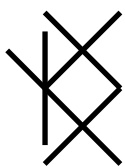
gyét

III. É hangzó két betű között

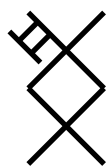
héb-től hézs-ig



héf



héd



hécs



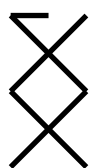
héc



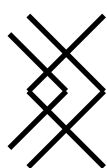
héb



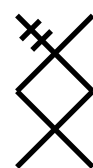
hék



héj



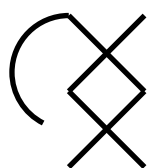
héh



hégy



hég



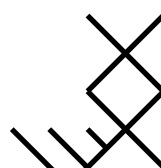
hén



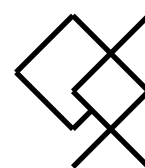
hém



hély



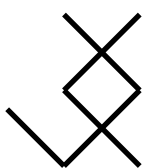
hél



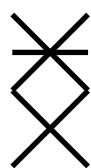
hék



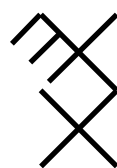
hész



hés



hér



hép



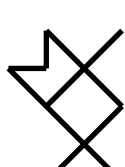
hény



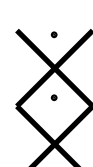
hézs



héz



hév



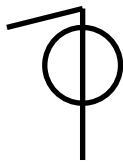
héty



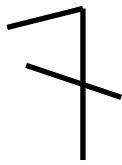
hét

III. É hangzó két betű között

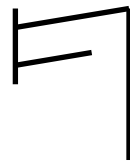
jéb-től jézs-ig



jéf



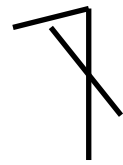
jéd



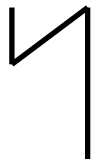
jécs



jéc



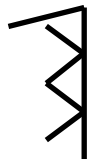
jéb



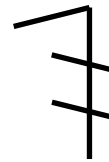
jék



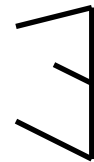
jéj



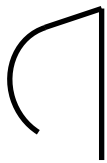
jéh



jégy



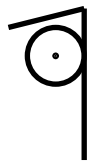
jég



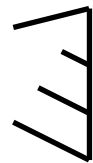
jén



jém



jély



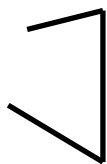
jél




jék



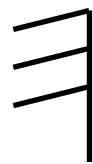
jész



jés




jér



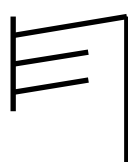
jép



jény



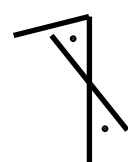
jézs



jéz



jév




jéty



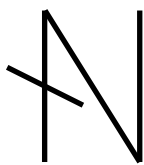
jét

III. É hangzó két betű között

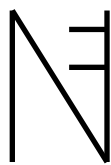
kéb-től kézs-ig



kéf



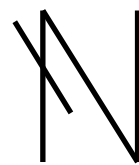
kéd



kécs



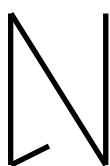
kéc



kéb



kék



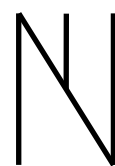
kéj




kéh




kégy



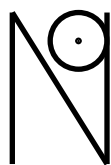
kég



kén



kém



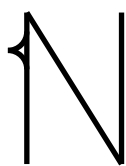
kély



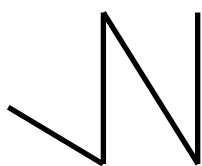
kél



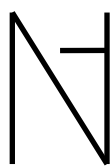
kék



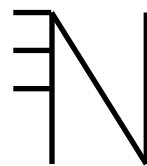
kész



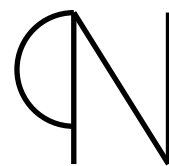
kés



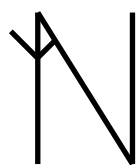
kér



kép



kény



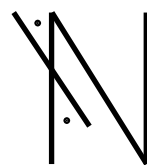
kézs



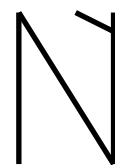
kéz



kév



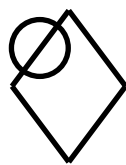
kéty



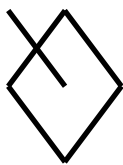
két

III. É hangzó két betű között

kéb-től kézs-ig



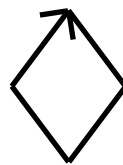
kéf




kéd



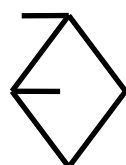
kécs



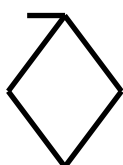
kéc



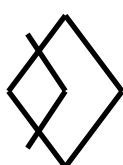
kéb



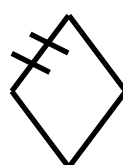
kék



kéj



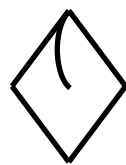
kéh




kégy



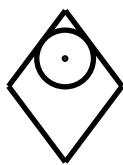
kég



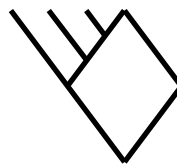
kén




kém



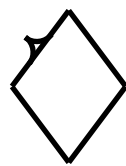
kély



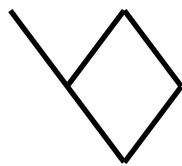
kél



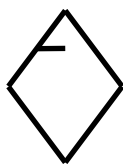
kék



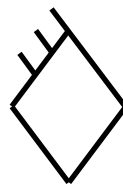
kész



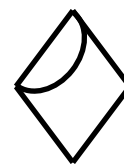
kés



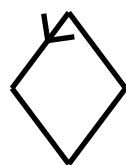
kér



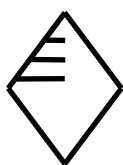
kép




kény



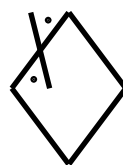
kézs



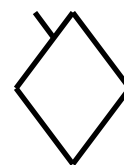
kéz



kév



kéty



két

III. É hangzó két betű között

léb-től lézs-ig




léf



léd



lécs



léc



léb



lék



léj



léh



légy




lég



lén



lém



lély



lél



lék



lész



lés



lér



lép



lény



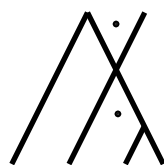
lézs



lész



lév



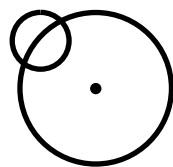
léty



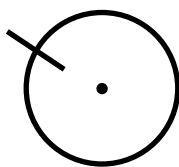
lét

III. É hangzó két betű között


lyéb-től lyézs-ig



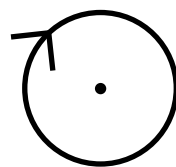
lyéf



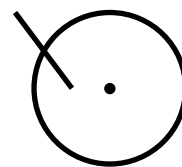
lyéd




lyécs




lyéc



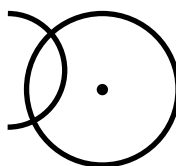
lyéb



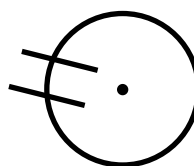
lyék



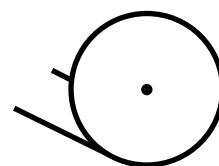
lyéj




lyéh



lyégy



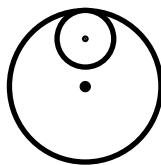
lyég




lyén




lyém




lyély



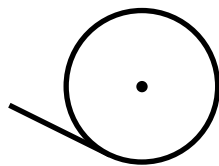
lyél




lyék



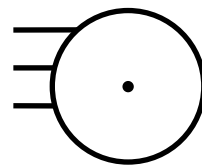
lyész



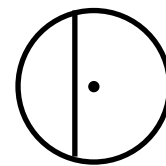
lyés



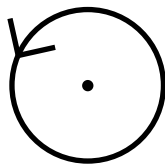
lyér



lyép



lyény



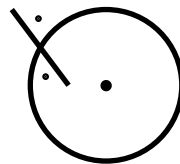
lyézs



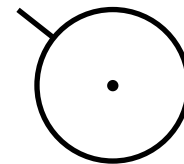
lyéz



lyév



jéty



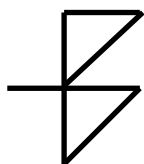
jét

III. É hangzó két betű között

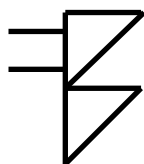
méb-től mézs-ig



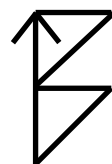
méf



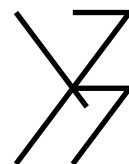
méd



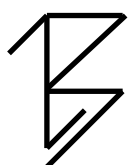
mécs



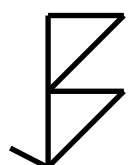
méc



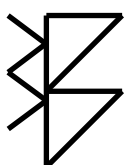
méb



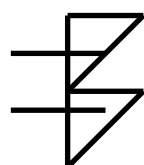
mék



méj



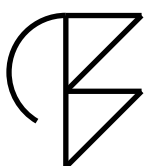
méh



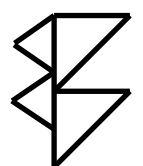
mégy




még



mén



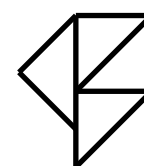
mém



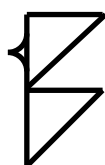
mély



mél



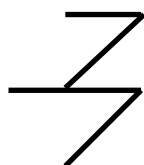
mék



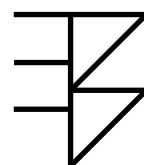
mész



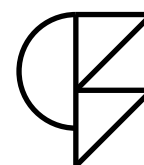
més




mér



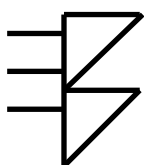
mép



mény



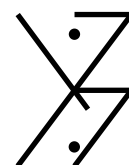
mézs



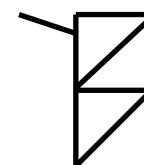
méz



mév



méty



mét

III. É hangzó két betű között

néb-től nézs-ig



néf




néd



nécs




néc



néb



nék



néj



néh



négy



nég



nén



ném



nély



nél



nék



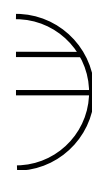
nész



nés



nér



nép



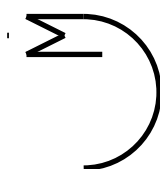
nény



nézs



néz



név



néty



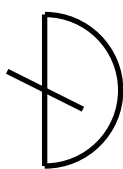
nét

III. É hangzó két betű között

nyéb-től nyézs-ig



nyéf



nyéd



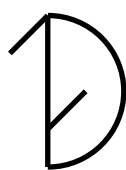
nyécs



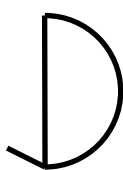
nyéc



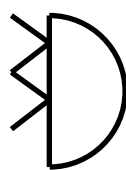
nyéb



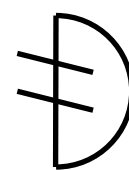
nyék



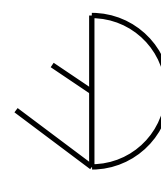
nyéj



nyéh



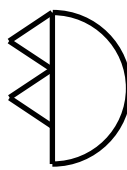
nyégy



nyég



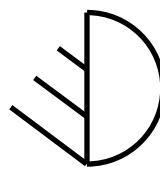
nyén



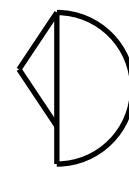
nyém



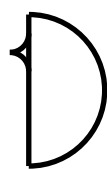
nyély



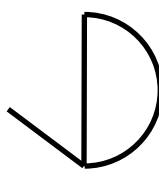
nyél



nyék



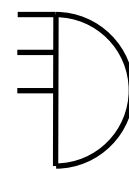
nyész



nyés




nyér



nyép



nyény



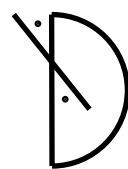
nyézs



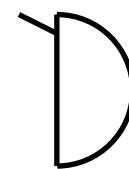
nyéz



nyév



nyéty



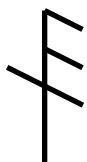
nyét

III. É hangzó két betű között

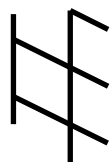
péb-től pézs-ig



péf



péd



pécs



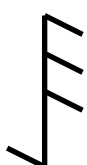
péc



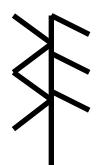
péb



pék



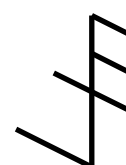
péj



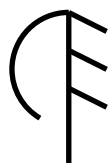
péh



pégy



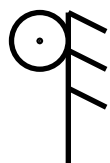
pég



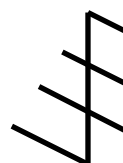
pén



pém



pély



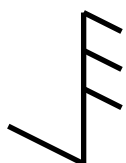
pél



pék



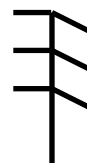
pész



pés



pér



pép



pény



pézs



péz



pév




péty



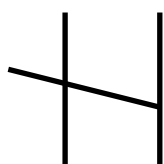
pét

III. É hangzó két betű között

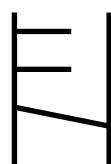
réb-től rézs-ig



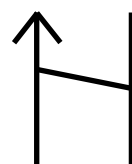
réf



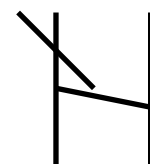
réd



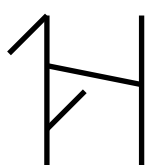
récs



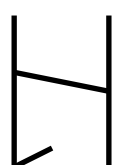
réc



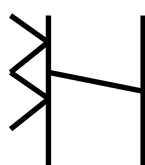
réb



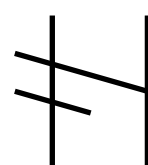
rék



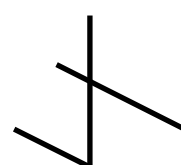
réj



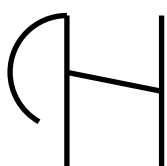
réh



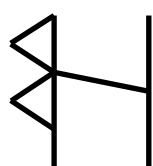
régy



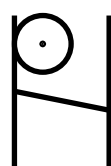
rég



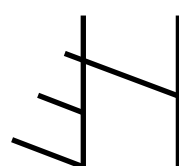
rén



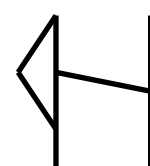
rém



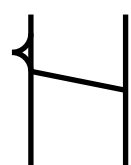
rély



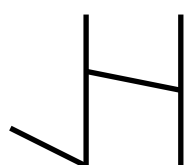
rél



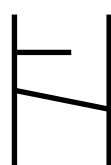
rék



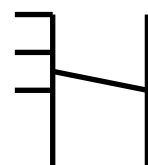
rész



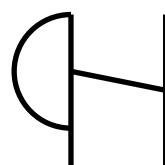
rés



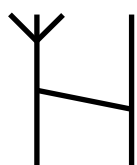
rér



rép



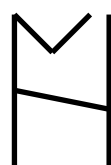
rény



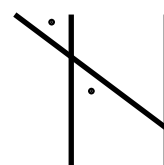
rézs



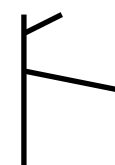
réz



rév



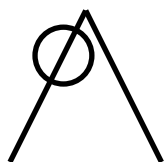
réty



rét

III. É hangzó két betű között


séb-től sézs-ig



séf



séd



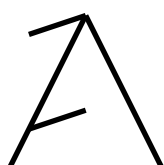
sécs



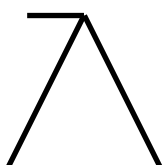
séc



séb



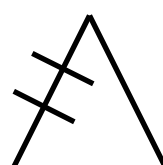
sék



séj



séh



ségy



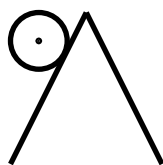
ség



sén



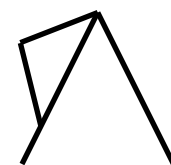
sém



sély



sél



sék



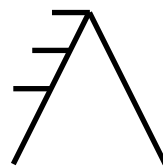
sész




sés



sér



sép



sény



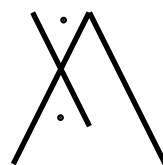
sézs



séz



sév



séty



sét

III. É hangzó két betű között

széb-től szézs-ig



széf



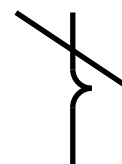
széd



szécs



széc



széb



szék



széj



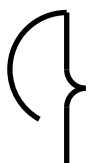
széh



szégy



szég



szén



szém



szély



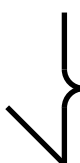
szél



szék



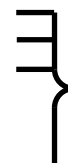
szész



szés



szér



szép



szény



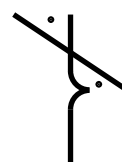
szézs



széz



szév



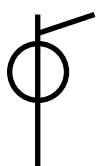
széty



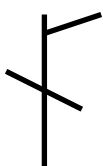
szét

III. É hangzó két betű között

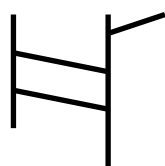
téb-től tézs-ig



téf



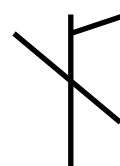
téd



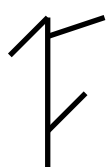
técs



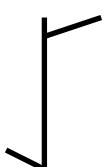
téc



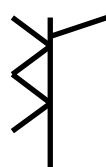
téb



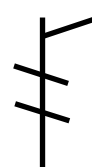
ték



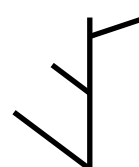
tēj



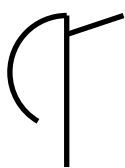
téh



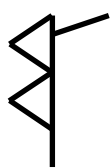
tégy




tég



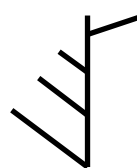
tén



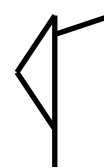
tém



tély



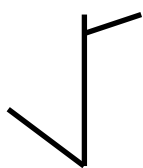
tél



ték



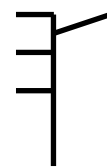
tész



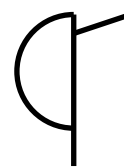
tés




tér




tép



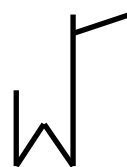
tény



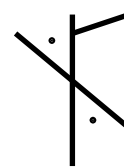
tézs



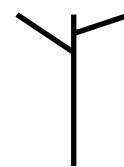
téz



tév



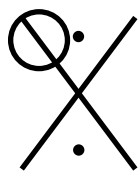
tély



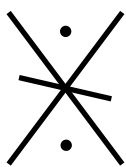
tét

III. É hangzó két betű között

tyéb-től tyézs-ig



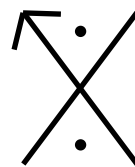
tyéf



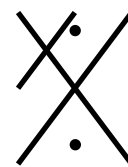
tyéd



tyécs



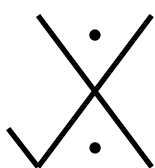
tyéc




tyéb



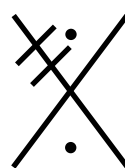
tyék



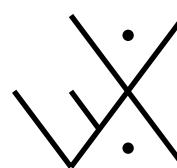
tyéj



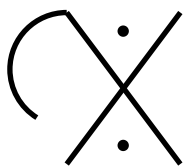
tyéh



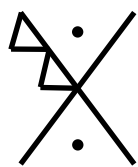
tyégy




tyég



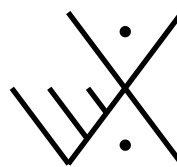
tyén



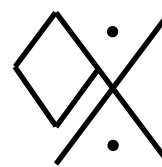
tyém



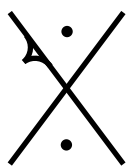
tyély



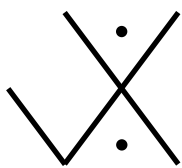
tyél



tyék



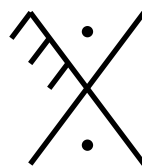
tyész



tyés




tyér



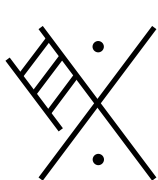
tyép



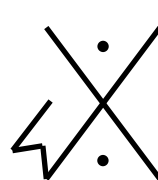
tyény



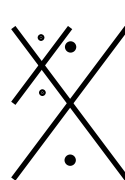
tyézs



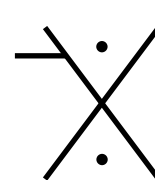
tyéz



tyév



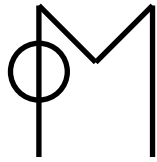
tyéty



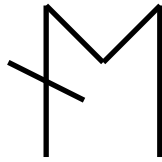
tyét

III. É hangzó két betű között

véb-től vézs-ig



véf



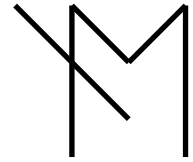
véd



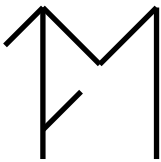
vécs




véc




véb



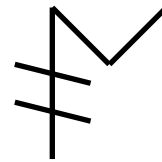
vék



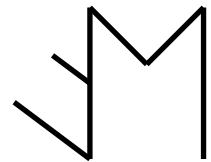
véj



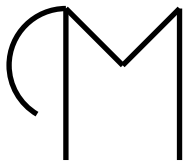
véh



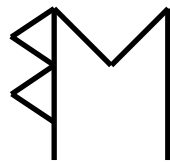
végy



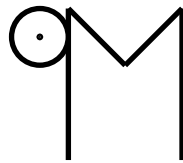
vég



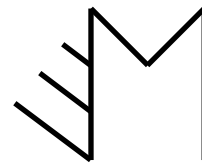
vén




vém



vély



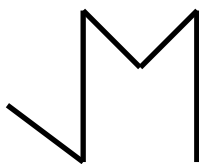
vél



vék



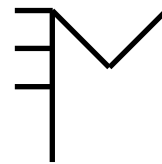
vész



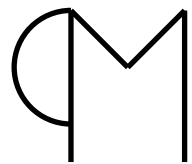
vés



vér



vép



vény



vézs



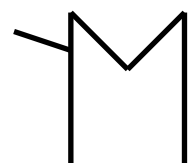
véz



vév




véty




vét

III. É hangzó két betű között

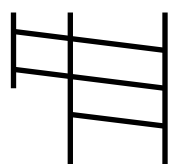
zéb-től zézs-ig



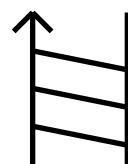
zéf



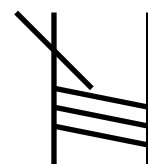
zéd




zécs



zéc



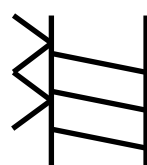
zéb



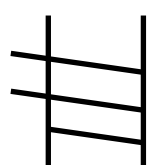
zék



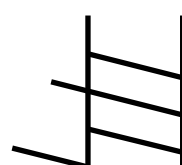
zėj




zéh



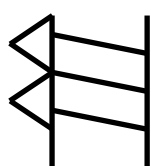
zégý



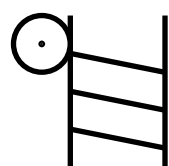
zég



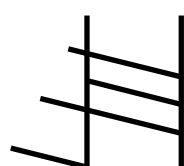
zén



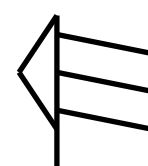
zém



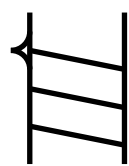
zély




zél



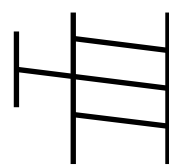
zék



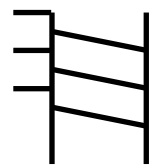
zész



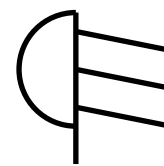
zés



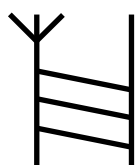
zér



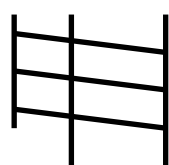
zép




zény



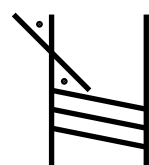
zész



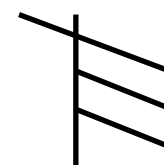
zéz



zév



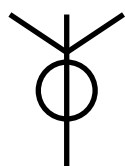
zétý



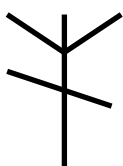
zét

III. É hangzó két betű között

zséb-től zsézs-ig




zséf




zséd




zsécs



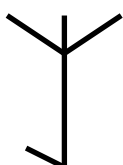
zséc



zséb



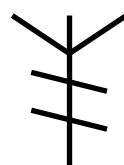
zsék




zséj




zséh



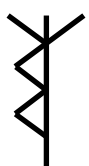
zségy




zség




zsén



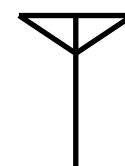
zsém



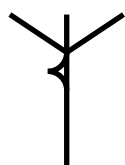
zsély



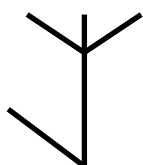
zsél



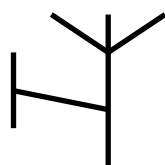
zsék




zsész



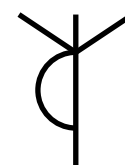
zsés




zsér



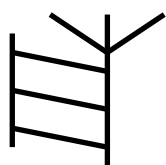
zsép



zsény



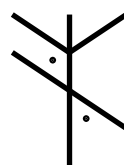
zsézs




zséz



zsév




zséty



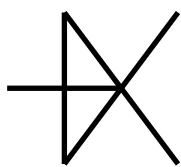
zsét

III. Betűpárok hangzó nélkül

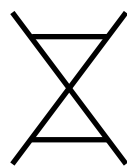
bb-től bzs-ig



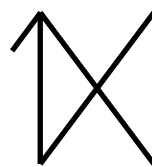
bf



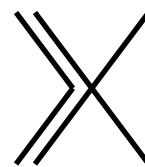
bd



bcs



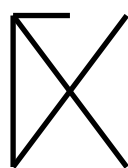
bc



bb



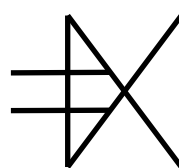
bk




bj



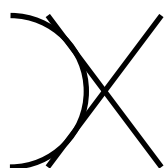
bh



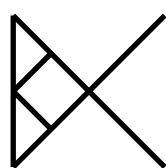
bgy



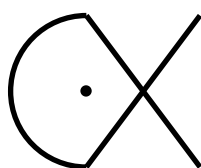
bg




bn




bm



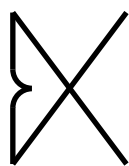
bly



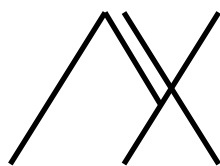
bl



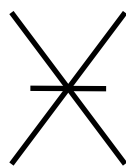
bk



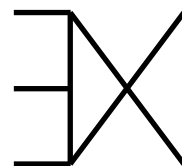
bsz



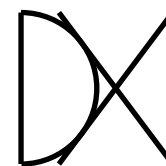
bs



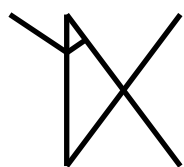
br



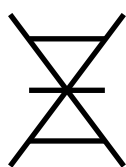
bp



bny



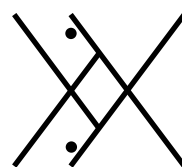
bzs



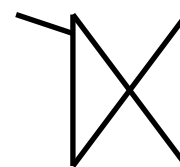
bz



bv




bty



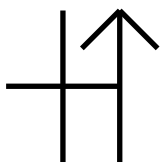
bt

III. Betűpárok hangzó nélkül

cb-től czs-ig



cf



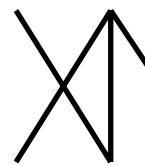
cd



ccs




cc



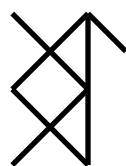
cb



ck



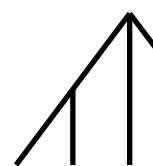
cj



ch



cgy



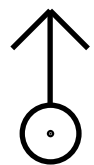
cg



cn



cm



cly



cl



ck



c-sz




c-s




cr



cp



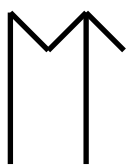
cny



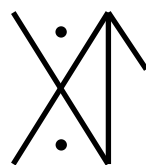
czs



cz



cv



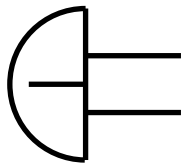
cty



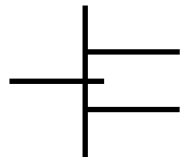
ct

III. Betűpárok hangzó nélkül

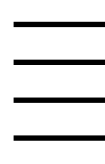
csb-től cszs-ig



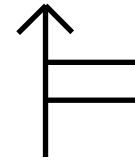
csf



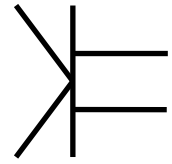
csd



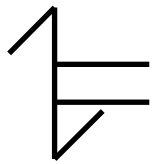
cses



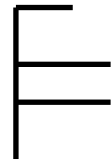
csc



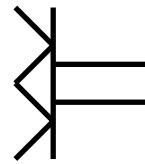
csb



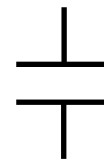
csk



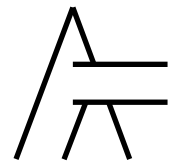
csj



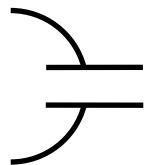
csh



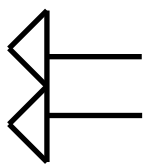
csgy




csg



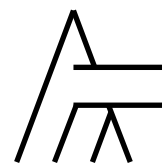
csn



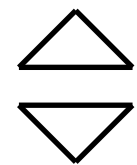
csm



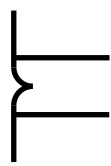
csly



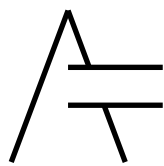
csl



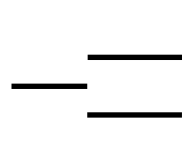
csk



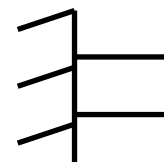
cssz



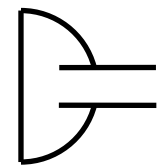
css



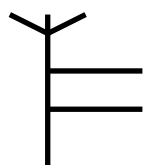
csr



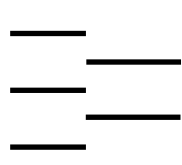
csp



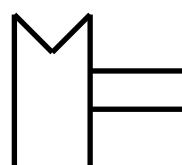
csny



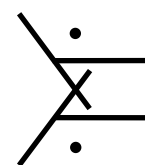
cs-zs



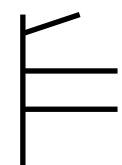
cs-z



csv



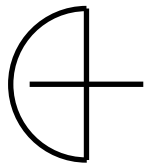
csty



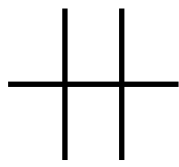
cst

III. Betűpárok hangzó nélkül

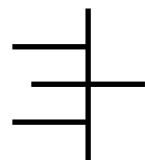
db-től dzs-ig



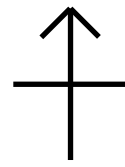
df



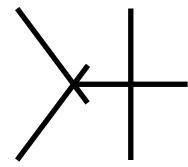
dd



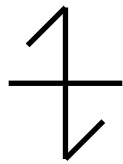
dcs



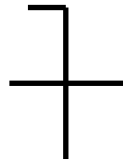
dc



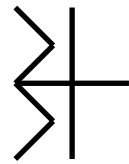
db



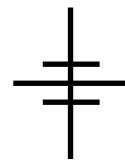
dk



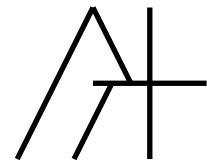
dj



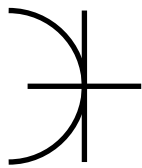
dh



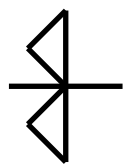
dgy



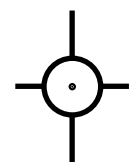
dg



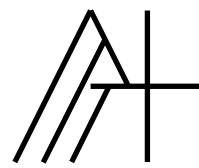
dn



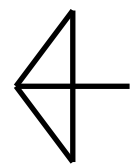
dm



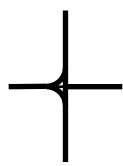
dly



dl



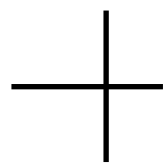
dk



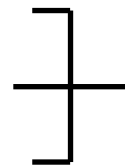
dsz



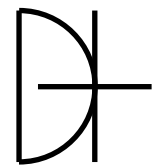
ds



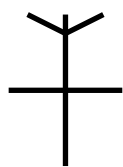
dr



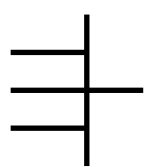
dp



dny



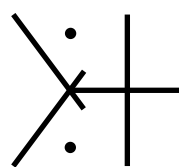
dzs



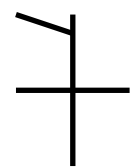
dz



dv



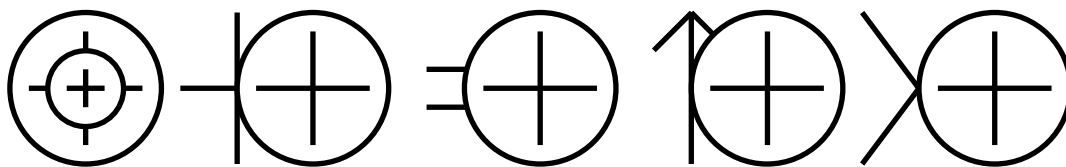
dty



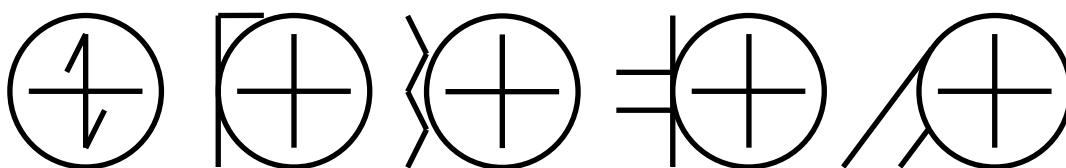
dt

III. Betűpárok hangzó nélkül

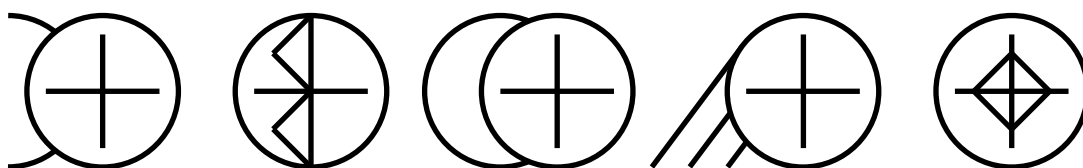
fb-től fzs-ig



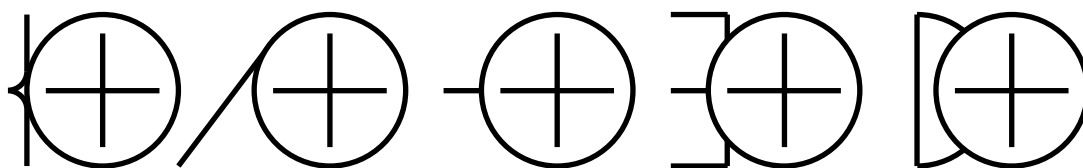
ff fd fcs fc fb



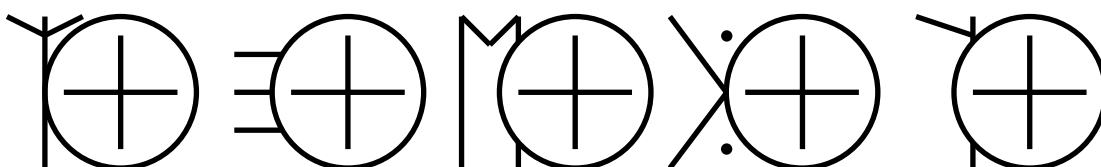
fk fj fh fgy fg



fn fm fly fl fk



fsz fs fr fp fny



fzs fz fv fty ft

III. Betűpárok hangzó nélkül

gb-től gzs-ig



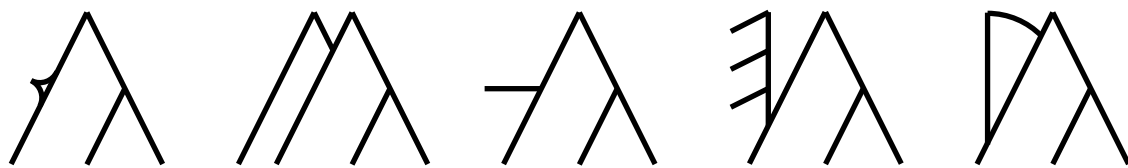
gf gd gcs gc gb



gk gj gh ggy gg



gn gm gly gl gk



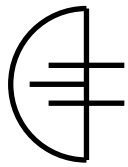
gsz gs gr gp gny



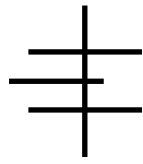
gzs gz gv gty gt

III. Betűpárok hangzó nélkül

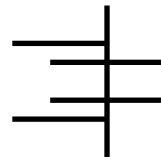
gyb-től gyzs-ig



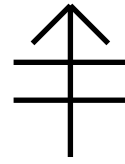
gyf



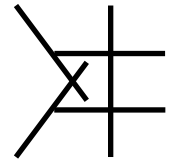
gyd



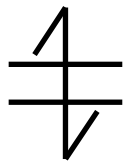
gycs



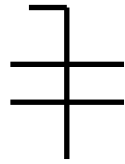
gyc



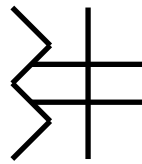
gyb




gyk



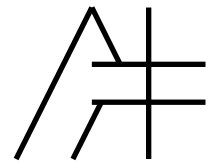
gyj




gyh



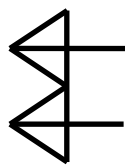
gygy



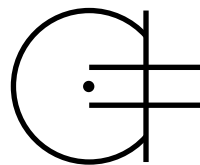
gyg



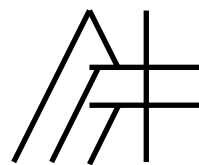
gyn



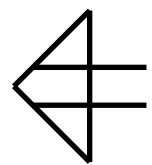
gym



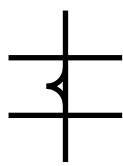
gylly



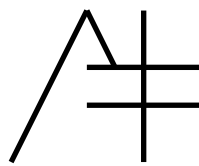
gyl



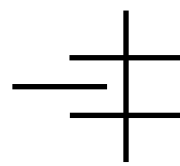
gyk



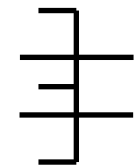
gysz



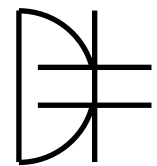
gys



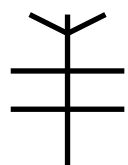
gyr



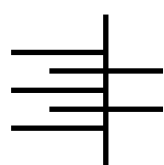
gyp



gyny



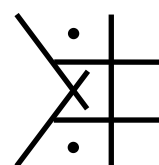
gyzs



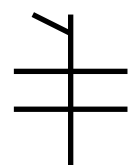
gyz



gyv



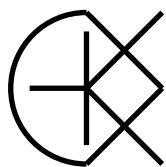
gyty



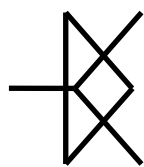
gyt

III. Betűpárok hangzó nélkül

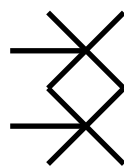
hb-től hzs-ig



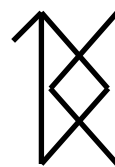
hf




hd



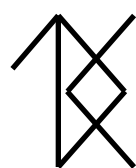
hcs



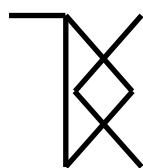
hc



hb



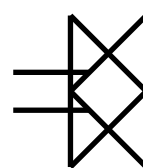
hk




hj



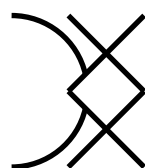
hh



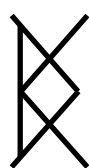
hgy



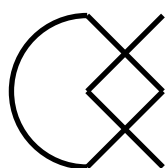
hg



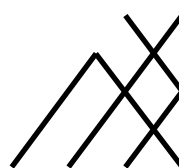
hn



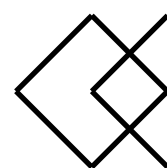
hm



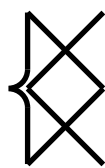
hly



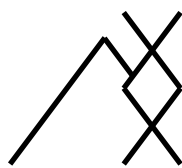
hl



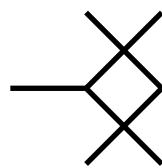
hk




hsz



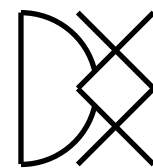
hs




hr



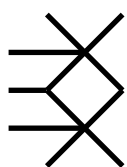
hp



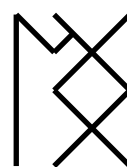
hny



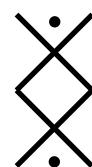
hzs



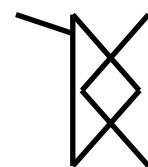
hz



hv



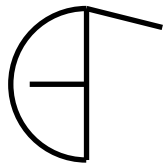
hty



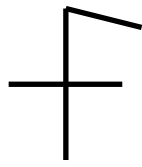
ht

III. Betűpárok hangzó nélkül

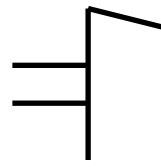
jb-től jzs-ig



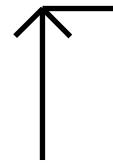
jf



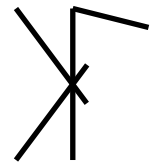
jd



jcs



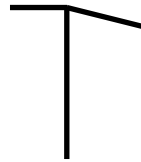
jc



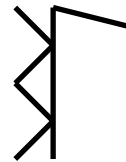
jb



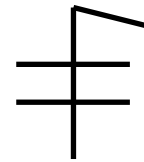
jk



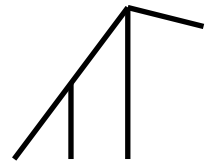
jj



jh



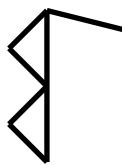
jgy



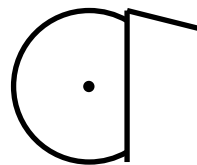
jg



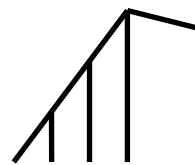
jn



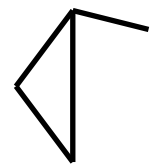
jm



jly



jl



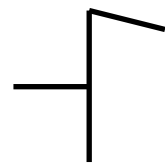
jk



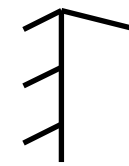
jsz



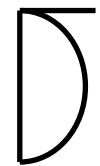
js




jr



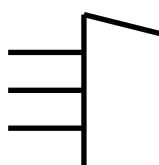
jp



jny



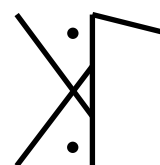
jzs



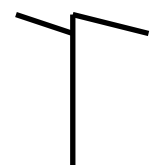
jz



jv



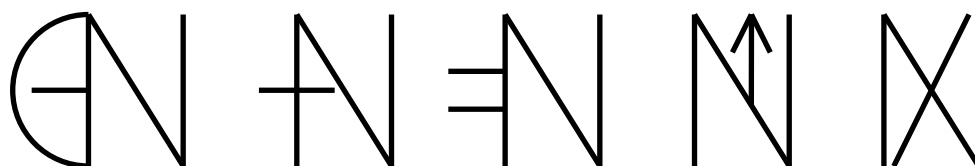
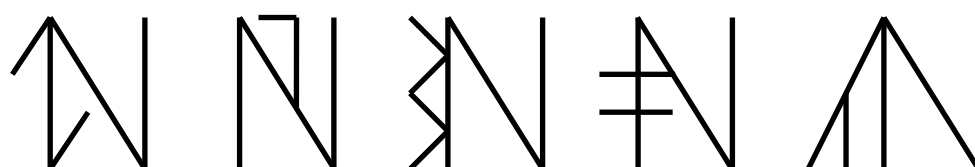
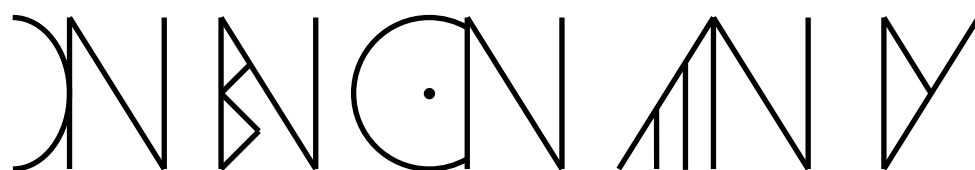
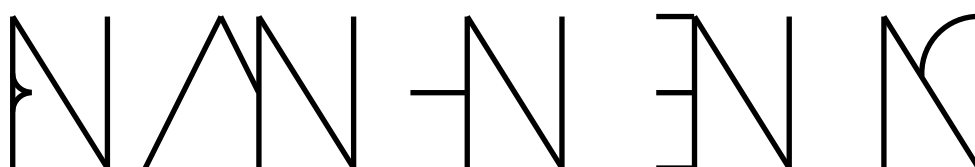
jty



jt

III. Betűpárok hangzó nélkül

kb-től kzs-ig

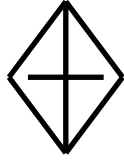
*kf**kd**kcs**kc**kb**kk**kj**kh**kgy**kg**kn**km**kly**kl**kk**ksz**ks**kr**kp**kny**kzs**kz**kv**kty**kt*

III. Betűpárok hangzó nélkül

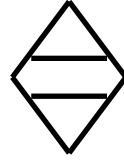
kb-től kzs-ig



kf



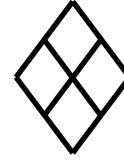
kd



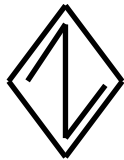
kcs



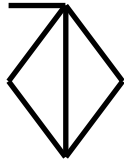
kc



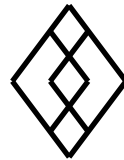
kb



kk




kj



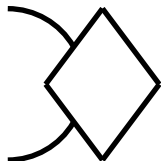
kh




kgy



kg



kn



km



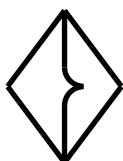
kly



kl




kk



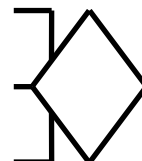
ksz



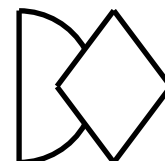
ks



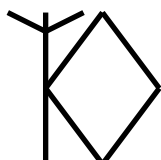
kr



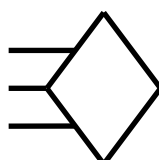
kp



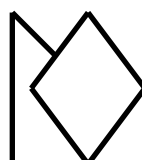
kny



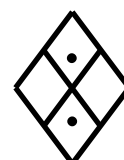
kzs



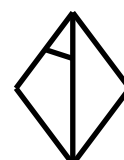
kz



kv



kty



kt


III. Betűpárok hangzó nélkül

lb-től lzs-ig

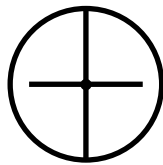
*lf**ld**lcs**lc**lb**lk**lj**lh**lgy**lg**ln**lm**lly**ll**lk**lsz**ls**lr**lp**lny**lzs**lz**lv**lty**lt*

III. Betűpárok hangzó nélkül

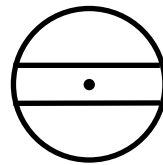
lyb-től lyzs-ig




lyf




lyd




lycs



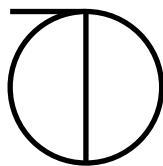
lyc



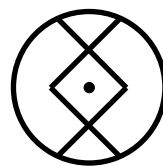
lyb



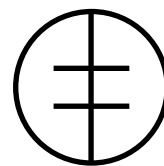
lyk




lyj




lyh



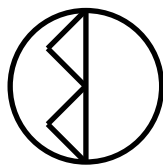
lygy



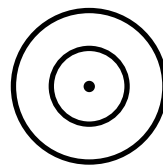
lyg



lyn



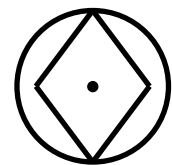
lym



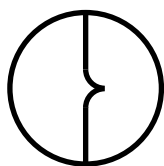
lyly




lyl



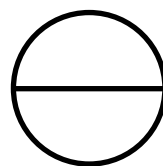
lyk



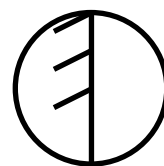
lysz




lys




lyr




lyp



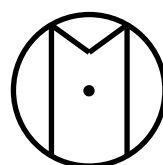
lyny



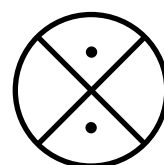
lyzs



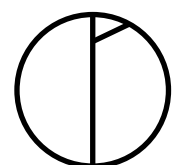
lyz



lyv



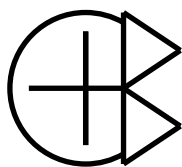
lyty



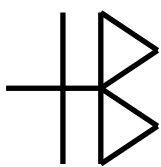
lyt

III. Betűpárok hangzó nélkül

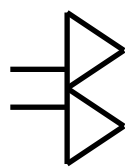
mb-től mzs-ig



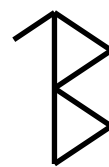
mf



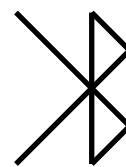
md



mcs



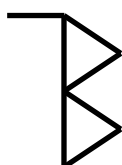
mc



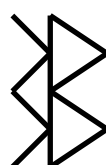
mb



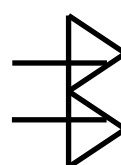
mk



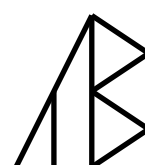
mj



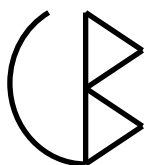
mh



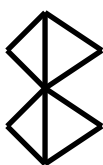
mgy



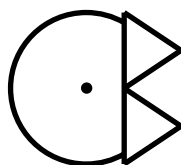
mg




mn



mm



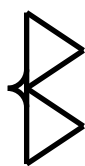
mly



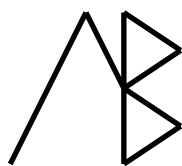
ml



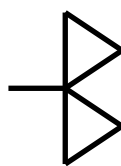
mk



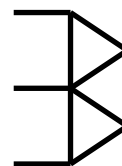
msz



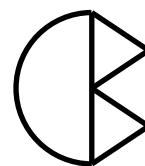
ms



mr



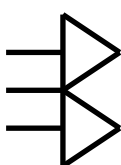
mp




mny



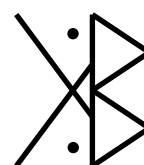
mzs



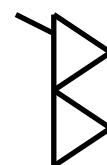
mz



mv



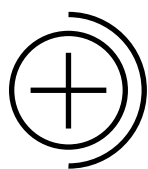
mty



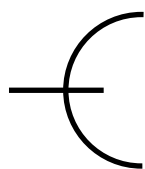
mt

III. Betűpárok hangzó nélkül

nb-től nzs-ig



nf



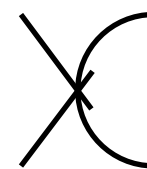
nd



ncs



nc



nb



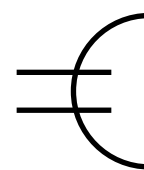
nk




nj



nh



ngy



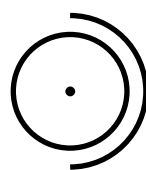
ng



nn



nm




nly




nl



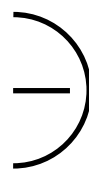
nk



nsz



ns




nr



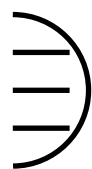
np



nny



nzs



nz



nv



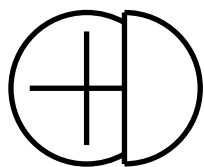
nty



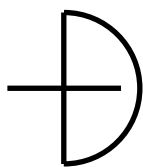
nt

III. Betűpárok hangzó nélkül

nyb-től nyzs-ig




nyf



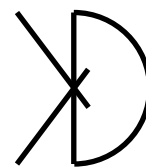
nyd



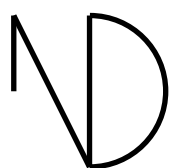
nycs




nyc



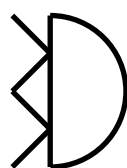
nyb



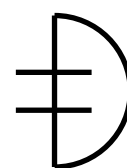
nyk




nyj



nyh



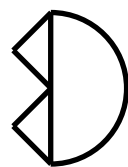
nygy



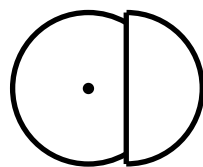
nyg




nyn



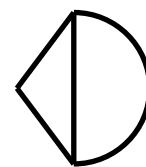
nym



nyly



nyl



nyk



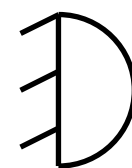
nysz



nys




nyr



nyp



nyny



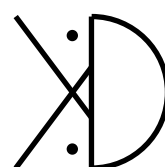
nyzs



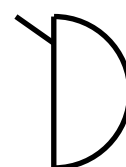
nyz



nyv



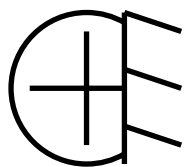
nyty



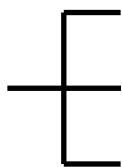
nyt

III. Betűpárok hangzó nélkül

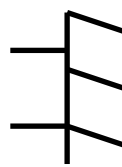
pb-től pzs-ig



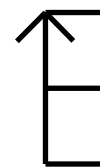
pf



pd



pcs



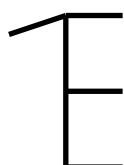
pc



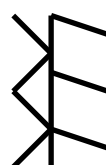
pb



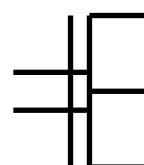
pk



pj




ph



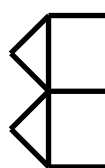
pgy



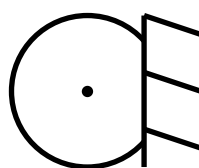
pg




pn



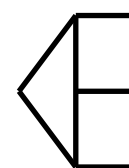
pm



ply



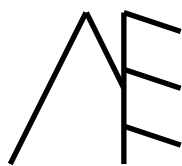
pl



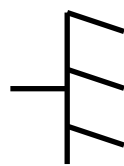
pk



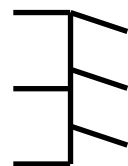
psz




ps



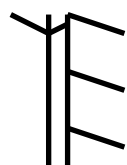
pr



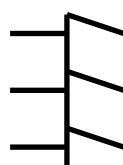
pp



pny



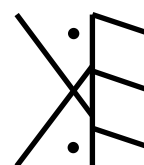
pzs



pz



pv



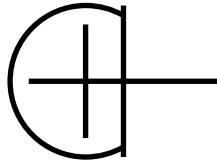
pty



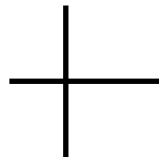
pt

III. Betűpárok hangzó nélkül

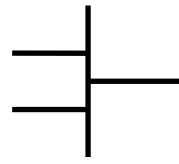
rb-től rzs-ig



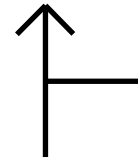
rf



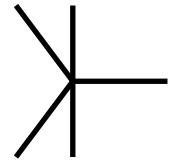
rd



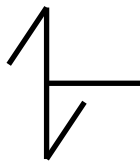
rcs



rc



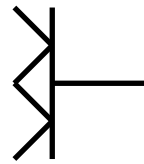
rb



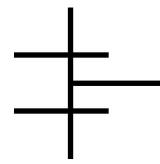
rk



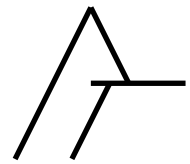
rj



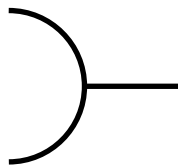
rh



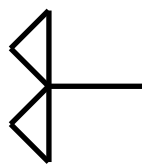
rgy



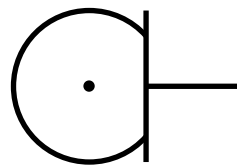
rg



rn



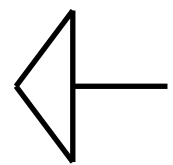
rm



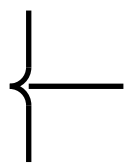
rly



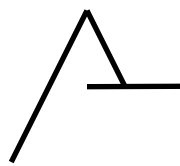
rl



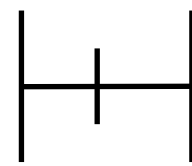
rk



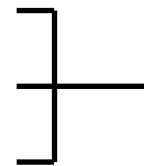
rsz



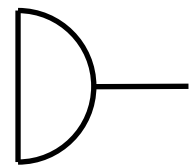
rs



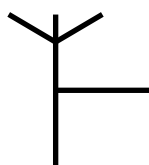
rr



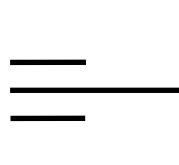
rp



rny



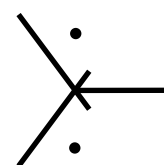
rzs



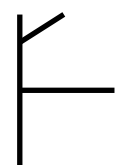
rz



rv



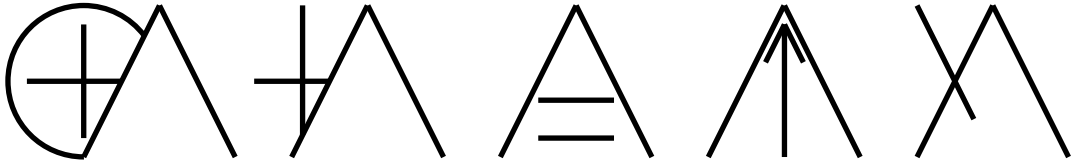
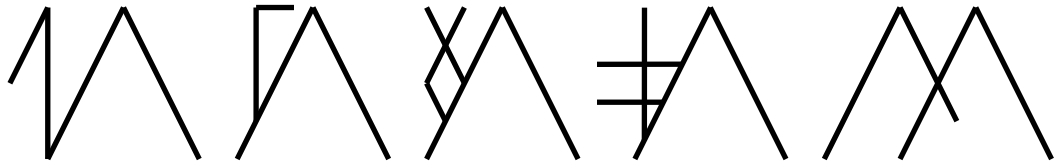

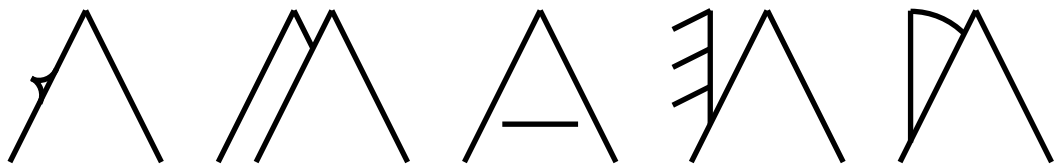

rty



rt

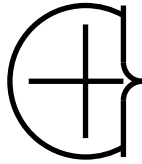
III. Betűpárok hangzó nélkül

sb-től szs-ig

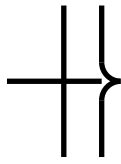
*sf**sd**scs**sc**sb**sk**sj**sh**sgy**sg**sn**sm**sly**sl**sk**ssz**ss**sr**sp**sny**s-zs**s-z**sv**sty**st*

III. Betűpárok hangzó nélkül

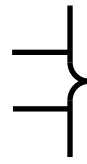
szb-től szzs-ig



szf



szd



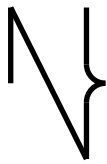
szcs



szc



szb



szk



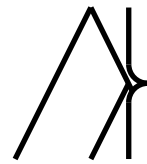
szj



szh



szgy



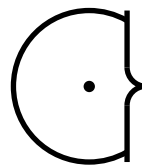
szg



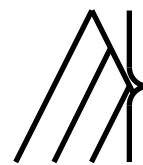
szn



szm



szly



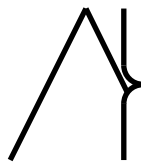
szl



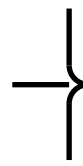
szk



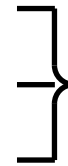
sz-sz



sz-s



szr



szp



szny



sz-zs



szz



szv



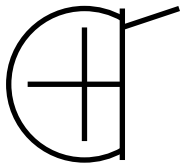
szty



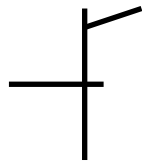
szt

III. Betűpárok hangzó nélkül

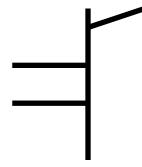
tb-től tzs-ig



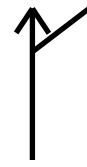
tf




td



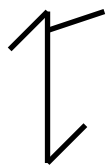
tcs




tc



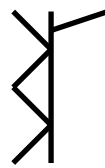
tb



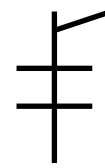
tk



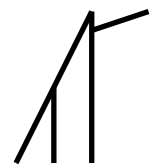
tj




th



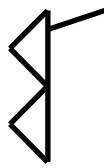
tgy



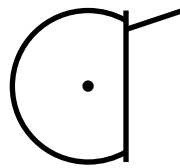
tg



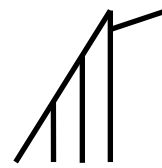
tn



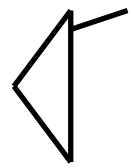
tm



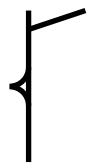
tly



tl



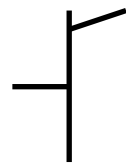
tk



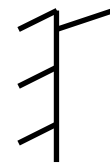
tsz



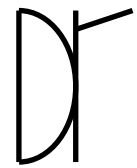
ts




tr



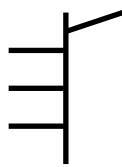
tp



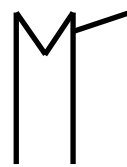
tny



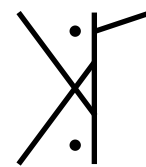
tzs



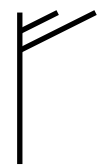
tz



tv



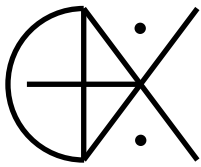
tty



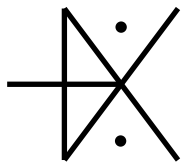
tt

III. Betűpárok hangzó nélkül

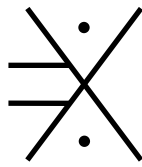
tyb-től tyzs-ig



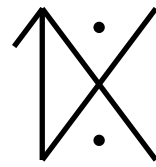
tyf



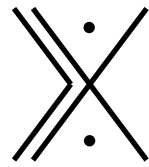
tyd



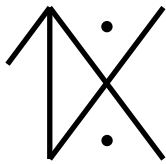
tycs



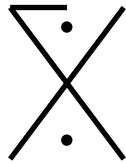
tyc



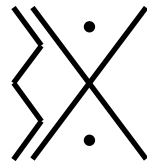
tyb



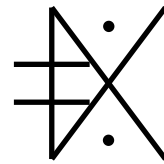
tyk



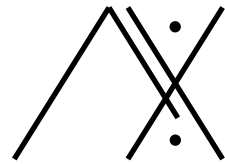
tyj



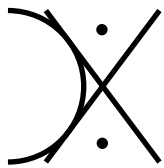
tyh



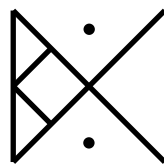
tygy



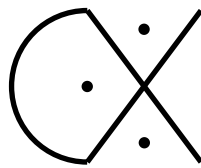
tyg




tyl



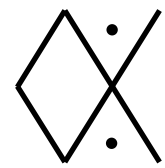
tym



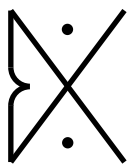
tyly



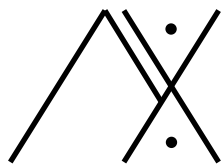
tyl



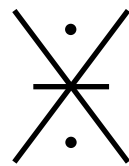
tyk



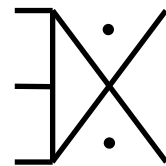
tyzs



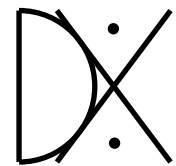
tys



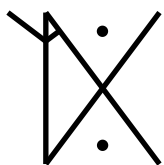
tyr



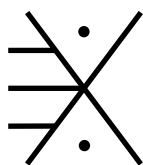
typ



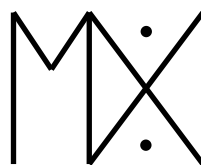
tyny



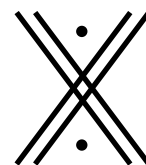
tyzs



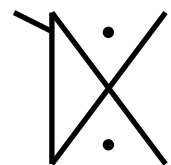
tyz



tyv



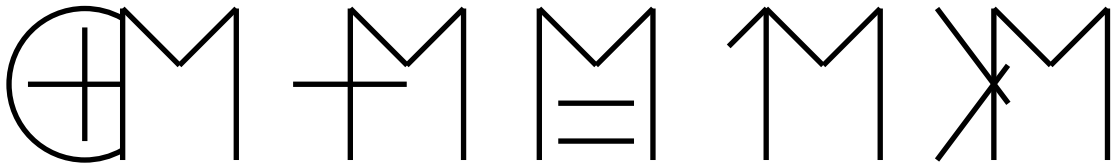
tyty



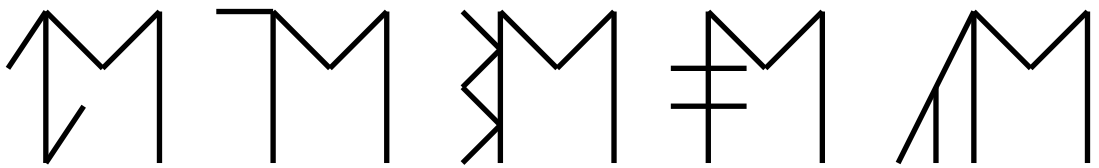
tyt

III. Betűpárok hangzó nélkül

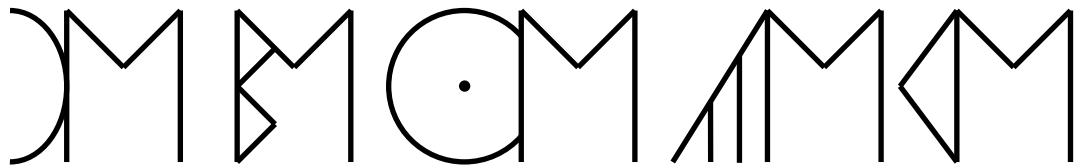
vb-től vzs-ig



vf vd vcs vc vb



vk vj vh vgy vg



vn vm vly vl vk



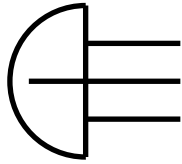
vsz vs vr vp vny



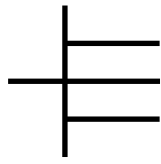
vzs vz vv vty vt

III. Betűpárok hangzó nélkül

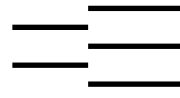
zb-től zzs-ig



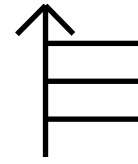
zf



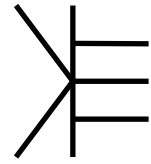
zd



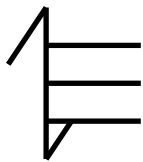
zcs



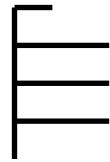
zc



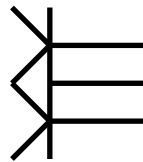
zb



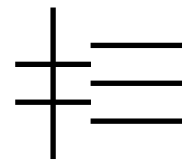
zk



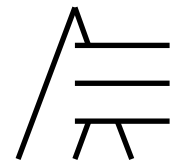
zj



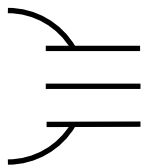
zh



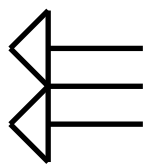
zgy



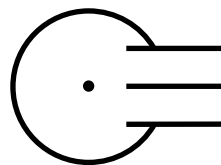
zg



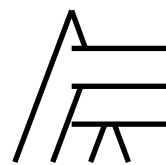
zn



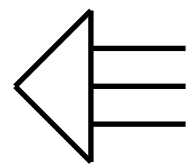
zm



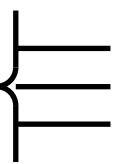
zly



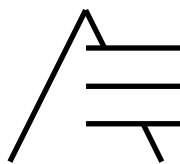
zl



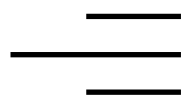
zk



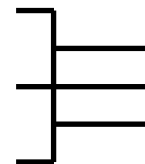
z-sz



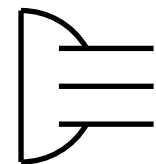
z-s



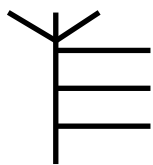
zr



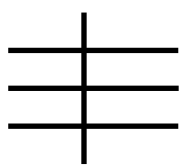
zp



zny



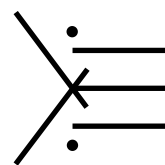
zzs



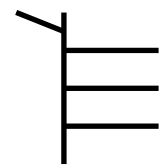
zz



zv



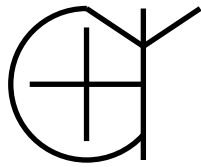
zty




zt

III. Betűpárok hangzó nélkül


zsb-től zszs-ig




zsf



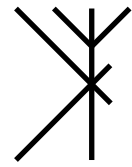
zsd




zscs




zsc



zsb



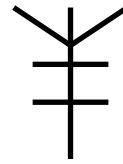
zsk



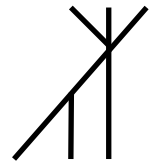
zsj




zsh



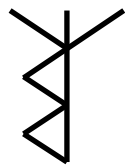
zsgy



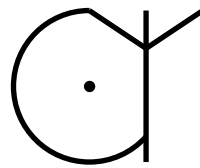
zsg



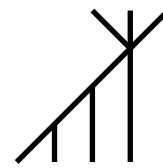
zsn




zsm



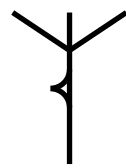
zslly



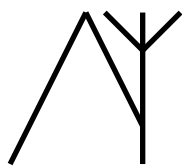
zsl




zsk




zS-SZ



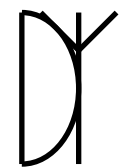
zSS



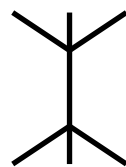
zSR




zSP



zSny



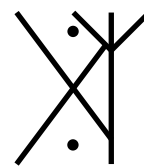
zS-ZS




zS-Z



zSV



zsty



zst


Összegezés

A rovás lényege

1. *Az egyetlen írásmód, amely lehetővé teszi egy fogalom többféle alakban történő visszaadását.*
2. *Az ige a rovás, az igéző a rovó és egyben teremtő.
A rovás a teremtéssel azonos. A teremtésben résztvenni annyi, mint megtanulni a rovást.*
3. *A betűk egymás mellé helyezése csak az ábécé és annak összekeverése. A megfelelő írást az összerovás alkotja. A rovás írásának lényege: annak könnyű olvasása. Egy szóra több megfelelő írásmód van, így a rovás maga a helyes írás. (az, hogy a tyúk nem érti az ABC -t, nem ok arra, hogy vitassa értelmét)*
4. *A rovó a rovást nem taníthatja, csak elmondhatja azt, hogy hol tart. Akkor helyes a rovó munkája, ha azt – egy későbbi időpontban – könnyen visszaolvassa. (ez a visszatükröződés szabálya)*
5. *Mindig az a legmegfelelőbb összerovási mód, amelyet bárki gond nélkül elolvashat. (az az írástudó, aki úgy tud írni, hogy azt más is bármikor elolvashatja)*
6. *Az írástudó rovó a legmagasabb szellemi önmegvalósító.*
7. *Az írás megmutatja azt, hogy a rovó hol tart az önmegvalósításban és a világhoz való viszonyában.
A társadalmi fejlődéssel járó anyagi és szellemi szint művelődés nélkül pusztuláshoz vezet. A műveltség alapja a rovás.*
7. *A rovás terjesztésének lehetséges megoldása rovókörök létrehozásával történhet. Amikor egy tömény (10 000 fő) írástudó lesz, megszűnik nemzet megoldásra váró feladata. Amikor két tömény (20 000 fő) írástudó lesz, megoldódik a turáni népek kérdéses talánya, s amikor 3 tömény (30 000 fő) írástudó lesz, akkor megszűnik a mai világunk minden felmerülő gondja. (ez a rovás hatalma!)*
8. *A torzult formák tanulmányozása a tudomány dolga, a tiszta formák megismerése a rovást alkalmazó írástudók feladata.
A tudós a pusztulást, a rovó a teremtést tanulmányozza. (ezért nem várható el köztük egyetértés, mert az végzetes volna)*
9. *A világegyetemben egy nyelv és egy írás van: a rovás. (és annak torzult formái) Minden bolygó szellemi színvonala attól függ, hogy milyen szinten érti és alkalmazza a rovás tiszta formáját.
A rovás nem akadémikus tudás, hanem sokkal több annál: maga a bölcsesség. (ezt nem lehet tanítani, meg kell érni rá)*
10. *Három a magyar igazság:*
 - a. *a Boldogasszony,*
 - b. *a Táltos-gyakorlat,*
 - c. *a Rovás-ismeret.*

A hangzók és a dallam

Az ötfokú (penta-ton) hangzás kialakítása megvalósul a hangzók hangjeggyé alakításával. A megzenésítendő szöveg hangzói adják a dallamot.



Ósi számrendszerünk használhatósága

Az ősi számokat szintén az előkerült töredékekből rakták össze. Számaink jelölése a százás értékig megegyezik az etruszok jelölésével.

Az alapvető műveletekre nem találtak utalást, így sokáig azt hitték, hogy a – több jelből álló – alaki érték miatt alkalmatlan számolásra.

Hosszú kísérletezés után végre 2006 -ban megszületett a számjelek használhatóságára több megoldást nyújtó javaslat. Műveleteknél célszerű a balról-jobbra írás s ezzel a számolás egyszerűsítése. Szövegkörnyezetben maradhat a fordított sorrend az értelemszerű olvasás miatt.

Befejezésül

Ezzel a résszel a rovás alapjai lerakattak. A jelen anyag távolról sem tartalmazza az előadásokon elhangzott és vázolt lehetőségeket.

A rovának saját magának kell felismernie és megtalálnia azokat a változatokat, amelyek az összerovást egyszerűbbé, érthetőbbé teszik. Ezért kérünk mindenkit, akinek beépíthető javaslata van, tegye meg.

Elérhetőség: [geri PONT kliha KUKAC indamail PONT hu](mailto:geri.PONT@kliha.KUKAC.indamail.PONT.hu)

Zárszó helyett

Mivel a rovás örökké változó kapcsolatteremtés, a vele való foglalatosságot is csak abbahagyni lehet, befejezni soha!

Kispest (XIX. kerület), 2012. fergeteg havában

Kiegészítés és példatár

Rovás Himnusz

Nyíri Attila

hangszerelte Héger Attila

Érzelmesen

É - gi i - ge, ré - gi re - ge,
5 E - rős fény - ben Is - ten e - ge.
9 Száll e szó - zat ö - rö - mé - be,
13 If - jú fá - nak gyö - ke - ré - be.

„Hej regő rejtem”
ősi kifejezés

Rovás Himnusz

Égi ige, régi rege,
Erős fényben Isten ege.
Száll e szózat örömébe,
Ifjú fának gyökerébe.

A fa vén lesz, megvastagul,
Fent terebély, bütyök alul.
Tudja sorsát, majd kivágják,
Jobb is, mintha férgek rágnák.

Gyökeréből szép törzsébe,
Kérges törzse közepébe.
Onnan feljebb, ágba, gallyba,
Lombölelte fészekaljba.

Lesz belőle bot a szónak,
Tudós pálca sok rovónak.
Sok rovónak karcolása,
Múltunk igaz folytatása.

Égi ige, régi rege,
Erős fényben Isten ege.
E jelekkel óvjunk szépet:
Tiszta szavú ősi népet.

Szőke István Atilla

Kispest, 2007. jégbontó havában

ድርጅቱን ለማስተካከል ለሚገባው ገንዘብ ለማግኘት ለሚገባው ገንዘብ ለማግኘት

ለሚገባው ገንዘብ ለማግኘት

ገንዘብ ለማግኘት ለሚገባው ገንዘብ ለማግኘት
. ገንዘብ ለማግኘት ለሚገባው ገንዘብ ለማግኘት
ገንዘብ ለማግኘት ለሚገባው ገንዘብ ለማግኘት
. ገንዘብ ለማግኘት ለሚገባው ገንዘብ ለማግኘት

ገንዘብ ለማግኘት ለሚገባው ገንዘብ ለማግኘት
: ገንዘብ ለማግኘት ለሚገባው ገንዘብ ለማግኘት
ገንዘብ ለማግኘት ለሚገባው ገንዘብ ለማግኘት
. ገንዘብ ለማግኘት ለሚገባው ገንዘብ ለማግኘት

ገንዘብ ለማግኘት ለሚገባው ገንዘብ ለማግኘት
ገንዘብ ለማግኘት ለሚገባው ገንዘብ ለማግኘት
ገንዘብ ለማግኘት ለሚገባው ገንዘብ ለማግኘት
. ገንዘብ ለማግኘት ለሚገባው ገንዘብ ለማግኘት

ገንዘብ ለማግኘት ለሚገባው ገንዘብ ለማግኘት

ገንዘብ ለማግኘት ለሚገባው ገንዘብ ለማግኘት

ገጥሞች ለግብርና ገቢ ለማግኘት
ገቢ ለማግኘት ገቢ ለማግኘት

ገቢ ለማግኘት ገቢ ለማግኘት

ገቢ ለማግኘት ገቢ ለማግኘት ገቢ ለማግኘት
ገቢ ለማግኘት ገቢ ለማግኘት ገቢ ለማግኘት
ገቢ ለማግኘት ገቢ ለማግኘት ገቢ ለማግኘት
ገቢ ለማግኘት ገቢ ለማግኘት ገቢ ለማግኘት

ገቢ ለማግኘት ገቢ ለማግኘት

ገቢ ለማግኘት ገቢ ለማግኘት ገቢ ለማግኘት

ገቢ ለማግኘት ገቢ ለማግኘት ገቢ ለማግኘት


ገቢ ለማግኘት ገቢ ለማግኘት ገቢ ለማግኘት

ገቢ ለማግኘት ገቢ ለማግኘት ገቢ ለማግኘት

ገቢ ለማግኘት ገቢ ለማግኘት ገቢ ለማግኘት

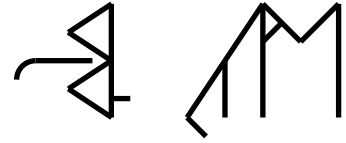


ᐱᐸᐸᐸ



ᐸᐸᐸᐸ ᐸᐸᐸᐸ

→



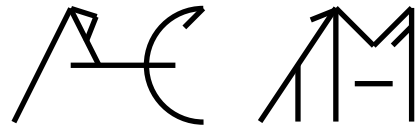
ᐸᐸᐸᐸ ᐸᐸᐸᐸ

→



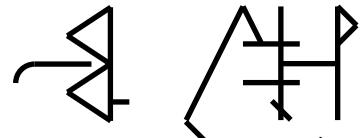
ᐸᐸᐸᐸ ᐸᐸᐸᐸ

→



ᐸᐸᐸᐸ ᐸᐸᐸᐸ

→



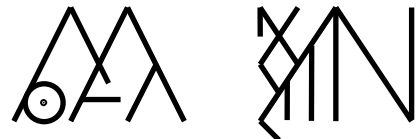
ᐸᐸᐸᐸ ᐸᐸᐸᐸ

→



ᐸᐸᐸᐸ ᐸᐸᐸᐸ

→



ᐸᐸᐸᐸ ᐸᐸᐸᐸ

→



ᐸᐸᐸᐸ ᐸᐸᐸᐸ

→



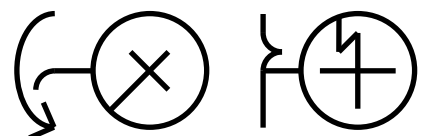
ᐸᐸᐸᐸ ᐸᐸᐸᐸ

→



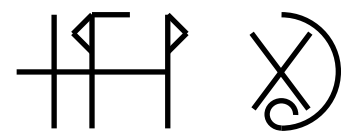
ᐸᐸᐸᐸ ᐸᐸᐸᐸ

→



ᐸᐸᐸᐸ ᐸᐸᐸᐸ

→



ᐱᓐᓐᓐᓐ ᓐᓐᓐᓐ	→	ᐱᓐᓐᓐ ᓐᓐᓐᓐ
ᓐᓐᓐᓐ ᓐᓐᓐᓐᓐᓐᓐᓐ	→	ᓐᓐᓐᓐ ᓐᓐᓐᓐᓐᓐᓐᓐ
ᓐᓐᓐᓐᓐᓐ ᓐᓐᓐᓐ	→	ᓐᓐᓐᓐᓐᓐ ᓐᓐᓐᓐ
ᓐᓐᓐᓐᓐᓐ ᓐᓐᓐᓐᓐᓐ	→	ᓐᓐᓐᓐᓐᓐ ᓐᓐᓐᓐᓐᓐ
ᓐᓐᓐᓐᓐᓐ ᓐᓐᓐᓐᓐᓐ	→	ᓐᓐᓐᓐᓐᓐ ᓐᓐᓐᓐᓐᓐ
ᓐᓐᓐᓐᓐᓐ ᓐᓐᓐᓐᓐᓐᓐᓐ	→	ᓐᓐᓐᓐᓐᓐ ᓐᓐᓐᓐᓐᓐᓐᓐᓐ
ᓐᓐᓐᓐᓐᓐ ᓐᓐᓐᓐ	→	ᓐᓐᓐᓐᓐᓐ ᓐᓐᓐᓐ
ᓐᓐᓐᓐᓐᓐ ᓐᓐᓐᓐᓐᓐ	→	ᓐᓐᓐᓐᓐᓐ ᓐᓐᓐᓐᓐᓐ
ᓐᓐᓐᓐᓐᓐ ᓐᓐᓐᓐᓐᓐ	→	ᓐᓐᓐᓐᓐᓐ ᓐᓐᓐᓐᓐᓐ
ᓐᓐᓐᓐᓐᓐ ᓐᓐᓐᓐᓐᓐ	→	ᓐᓐᓐᓐᓐᓐ ᓐᓐᓐᓐᓐᓐ
ᓐᓐᓐᓐᓐᓐ ᓐᓐᓐᓐᓐᓐ	→	ᓐᓐᓐᓐᓐᓐ ᓐᓐᓐᓐᓐᓐ



Varga Ferenc:

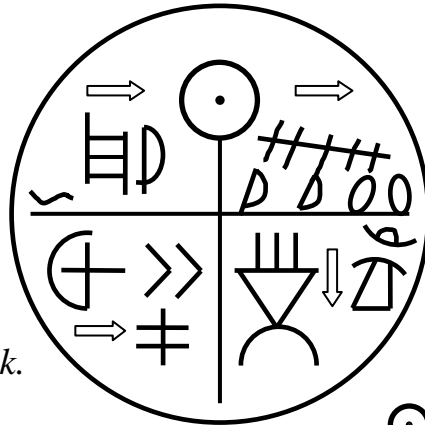
Rejtélyes rovásábrák 1-3.

A tatárlakai korong

A leletet 1961 -ben találták meg Erdélyben, Tatárlakán. Az izotópos vizsgálat alapján legalább 6-6 500 éves.

A korong anyaga égetett agyag.

A nyilak az olvasás irányát adják.




A rovás régies olvasata:

bal felső rész: i-ze-nyi (ü),
bal alsó rész: én éd-es s egy,
(Istenem)

jobb alsó rész: ép-es-en
kelj, nyugodjál,

jobb felső rész: egy-ed-gy,
nye nyíly(ly).

Az ly pontját maga a zsineg adja, amelyet átfűznek.



= Ély-ed.

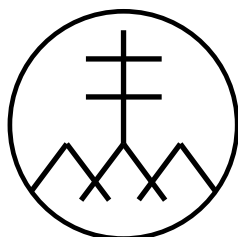
Az etruszk balta tokjának felirata



A 3 000 éves baltatokot a campagnai mezőn találták.

A mai (betű szerinti) jelentés: Segítse, intse szó, és...

A kettőskereszt a hármashalommal



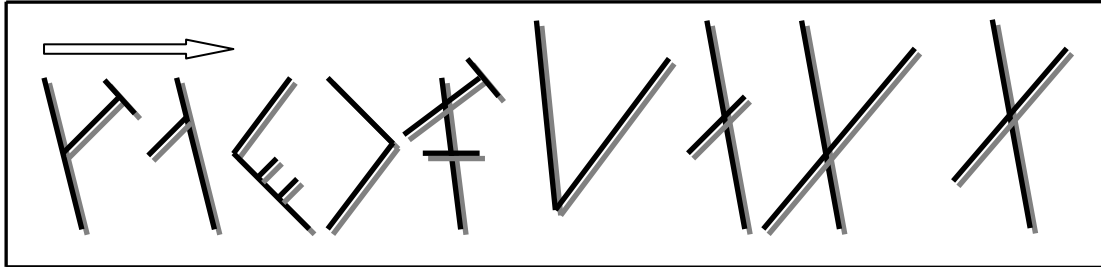
A jelek mai értelmezése:

1. Egyessége egység.
2. Egysége egyesség.

Nyíri Attila:


Rejtélyes rovásábrák 4-6.

A kőkori fuvola



A 10 000 éves tárgy csontból van. A jelek értelme: Tisztos és idesde(de)bb.

A dálnoki református templom (1526 -ban épült)



A korábbi és a változott (pontosított) felirat mai olvasata:

A régi ígéretés – a jászoké (a dálnoki) – , ami itt kész.

A hódmezővásárhelyi Kenyereér-dűlőn lelt gyűrű (14. század)

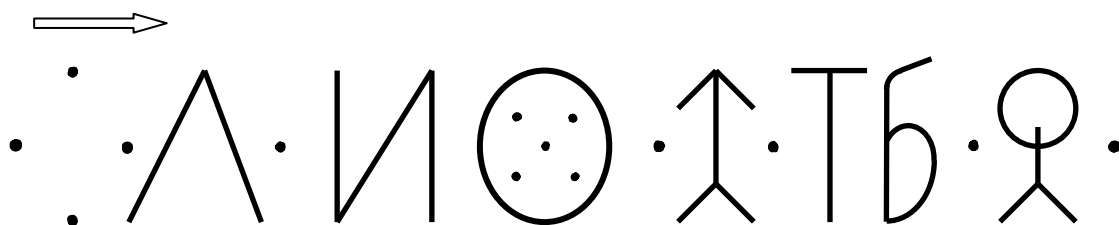


A bevésés jelentése: Ides, nemes, kenéses (felkent) ékesünk (az) Isten.

Nyíri Attila:

Rejtélyes rovásábrák 7-9.

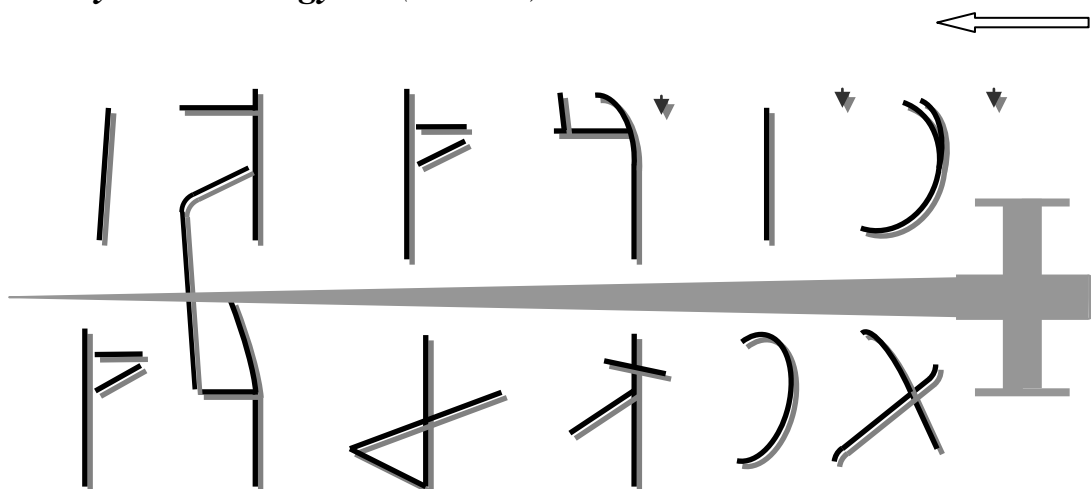
A felsőszemerédi római katolikus templom egyik rovásfelirata (15. század)



A fémkeresztbe vésett jelek (egymástól ponttal elválasztott szók) mai olvasata:

Ékes (az) erélyed és eszes, szent: élj, édes!

A battonyai avar kori gyűrű (8. század)



A feliratok között az időre utaló összerovást a tör ábrája mutatja.

A gyűrűn lévő szöveg jelentése: Inti ész, inti a tör Dénes bánt: ő az idő.

A vargyasi keresztelőmedence (12-13. század)



A medence feliratának értelme: Im e hely a szent Istennek avat.

Ósi számrendszerünk kiegészítése
(javaslat)

	<i>meglévő</i>		<i>kiegészítés</i>	
✱	— 1 000	→	1 000 000	— ✱
∇	— 500	→	500 000	— ∇
✕	— 100	→	100 000	— ✕
∨	— 50	→	50 000	— ∨
X	— 10	→	10 000	— X
V	— 5	→	5 000	— ∨
	— 1	—	0	— /

Alkalmazás

Az évszámra példa → 1999 — 2008
(balról-jobbra)

1. Hagyományos módon: ✱∇✕✕✕✕∨✕✕✕✕VIII — II✱VIII

2. Összerovással:

a. 2 x 5-ös rendszerben | ∨ ∨ ∨ — † / / ∨

b. ósi számjelekkel ✱ ∇ ∨ ∨ — ✱ ∨

A Rovásjel job készlet és a jobbról-balra író művelet sor
(Telepítő 1)

1. A rovásjel készlet telepítése és használata.

Megkeresem a Betűkészlet telepítő csomagot és elindítom. Végig a Tovább gombra kattintva települnek a jelkészletek.

Amennyiben kézi úton szeretném ezt megvalósítani, akkor megkeresem a Vezérlőpult (Control panel) alatt lévő Betűkészletek (Fonts) elnevezést és ide töltöm át a telepítendőket.

Ezután az írásszerkesztő Alakzat (Format) kínálatában a Stílus (Style) ablak behívása után megnyomjuk az új stílus gombot (New), és az elnevezés után az Alakzat (Format) gomb megnyomásával megjelenő Betűtípus gomb alatt található Betűk (Fonts) közül kiválasztom a Rovásjel job -t (𐌰𐌶𐌰𐌶𐌰𐌶𐌰𐌶𐌰𐌶 𐌶𐌰), a Betűstílusok (Style) közül a Szabályos -t (Normal, Regular) s a Betűméretek közül a 16 -os pontot. (az olvashatóság miatt, de a 14 -es és 12 -es is megfelel)

a. Használat alaphelyzetben. (a betűk működtetése Váltó (Shift) nélkül) → **A**

0, 1, 2, 3, 4, 5, 6, 7, 8, 9, ö, ü, ó, e, r, t, z, u, i, o, p, ő, ú, a, s, d, f, g, h, j, k (szóközi), l, é, á, ű, í, c, v, b, n, m.

b. Használat váltóval. (a betűk működtetése Váltóval (Shift) együtt) → **A + V**

E → é, T → ty, Z → zs, U → ú, I → í, O → ó, A → á, S → sz,
G → gy, H → h (gömbölyű), K → k (szóvégi), L → ly, C → cs, N → ny.
A szóeleji k -hoz az Alt Gr + k billentyűt kell lenyomni.

c. A rovásszámjegyek előállítása. (a billentyűzet felső sorában)

Alaphelyzetben (a betűk működtetése Váltó (Shift) nélkül) → **A**

0 → / (0), 1 → | (1), 2 → V (5), 3 → X (10), 4 → V (50), 5 → X (100),

6 → V (500), 7 → X (1 000), 8 → V (5 000), 9 → X (10 000),

Váltóval → **A + V** » ö → V (50 000), ü → X (100 000), ó → V (500 000),

Alt Gr -rel → **A + Alt Gr** » ó → X (1 000 000).

Megjegyzés: A 3. jel előhívása a működtető rendszertől is függ, így a Windows XP előttiéknél (16 bit) az Alt Gr mellé a Váltó is kell. A szövegszerkesztő használatakor a billentyűzet 1. sorából előhívott 3. jelek csak a szóköz leütése után jönnek elő.

2. *A jobbról-balra történő írás kivitelezése.*

A Rovás Segéd

Célzottan a rovás használatára kifejlesztett segédeszköz. Telepítését a Rovás szerkesztő alatti Rovás Segéd Telepítőről kezdhetjük meg. A Tovább gombot választva és a telepítést befejezve az Asztalra egy hivatkozás (parancsikon) kerül. Elindítva megjelenik a Rovás Segéd.

Ez két módon is üzemképes:

- I. Latin betűkkel gépelünk, vagy szöveget teszünk be a vágólapról. A segéd végzi a szöveg rovásra fordítását.*
- II. Egyből rovás jelekkel történő gépelés. A segéd csak korlátozott támogatást képes nyújtani a rováshoz.*

Mindkét esetben használhatjuk a vágólapot: a Ctrl + V paranccsal (vagy a jobb egérgombnál megjelenő Beillesztés felirattal) tehetünk be szöveget az írható szövegmezőbe.

A Beállítások gombot használva állíthatjuk be az átrovás tulajdonságait:

- α. Használni kívánt betűkészlet. (Rovasjel jb, Osi betusor jb stb.)*
- β. Rovásirány. (jobbról-balra)*
- γ. Betűk mérete. (16, 14, 12 pont stb.)*
- δ. Egyéb beállítások.*

A rovásra fordítás elkészültével a Másolás a vágólapra gomb használatával tehetjük át az elkészült rovást a vágólapra. A szövegszerkesztőben a Ctrl + V parancsot alkalmazva helyezhetjük be az elkészült rovást. A beillesztés után nagy a sortávolság. Ez megszüntethető, ha kijelöljük a szöveget. (Ctrl + A) Ezután a 2010-es szövegszerkesztőnél a Bekezdés (a korábbiaknál a Formátum (Alakzat) Bekezdés) gombjára kattintva a megjelenő ablakban a Térköz felirat Előtte és Utána számait 0-ra állítjuk.

Figyelem! Amennyiben a szövegszerkesztőnk korábbi, mint a Microsoft Word 2010, akkor a jobbról-balra írást csak korlátozottan támogatja: az egy sornyi helynél hosszabb szövegsorok a szövegszerkesztőben rosszul jelennek meg; ezt kézzel szükséges javítani. A 2010-es szövegszerkesztőtől kezdve a jobbról-balra írás már teljeskörűen támogatott. Régebbi szövegszerkesztőkben az átrótt szöveg latin betűkkel jelenhet meg. Ez esetben jelöljük ki a beillesztett szövegrészt és állítsuk be a kívánt jelkészletre.

*Bármilyen kérdés, igény esetén a fejlesztővel (Kliha Gergely) a kapcsolat:
geri.kliha kuk@c indamail.hu*

A billentyűzet kiosztása
(a Rovásjel jöb jelkészlet)

Első sor

Második sor

Jel	A	A + V	A + Alt Gr	Jel	A	A + V	A + Alt Gr
0	- /	§		q	- Ɔ	Ɔ	\
1	-	'	~	w	- 4	4	
2	- V	„	“	e	- Ɔ	Ɔ	∩
3	- X	+	-	r	- H	⊕	
4	- V	!	±	t	- 7	X	
5	- X	o%	°	z	- H	Y	
6	- V	/	≡	u	- M	M	€
7	- X	=	≠	i	- †	†	>
8	- V	(•	o	- Ɔ	Ɔ	
9	- X)	⊥	p	- Ɔ	Ɔ	
ö	- Ɔ	∇	⊥	ó	- Ɔ	'	÷
ü	- 4	X	∠	ú	- M	"	×
ó	- Ɔ	∇	X				

Harmadik sor

Negyedik sor

Jel	A	A + V	A + Alt Gr	Jel	A	A + V	A + Alt Gr
a	- 4	4	∏	í	- †	>	<
s	- Λ	†	Σ	y	- ≥	≤	...
d	- †	↔	↕	x	- ≈	≅	#
f	- ⊕	○	[c	- †	H	&
g	- Λ	≠]	v	- M	'	@
h	- Ɔ	Ɔ		b	- X	"	{
j	- 7	□		n	- Ɔ	D	}
k	- 4	7	N	m	- Ɔ	B	<
l	- M	⊙	∞	vessző	- ,	?	;
é	- Ɔ	←	→	pont	- .	:	...
á	- 4	↓	↑	vonás	- -	-	—
ű	- 4	∅	∅				